

## Ethan Chest 4 Drawers



kwalu®

# Ethan Collection

Chest  
4 Drawers

Designed by Brian Graham, the collection seamlessly blends form and function, where minimalist design meets the complex needs of healthcare environments. Its soft edges and understated elegance create a serene, cohesive atmosphere that promotes healing and comfort. The collection offers practical storage solutions, including a wardrobe with a bench, a bench, several bedside tables—one featuring a mobile pouf—chests, and a mobile cart, all intuitively designed for ease of use. The durable Protea™ and Protea Fusion surfaces are engineered to withstand the rigors of healthcare settings, ensuring long-lasting performance.




Model: ETNCH40CL  
48W 24.25D 72H

## Features




### Protea™ Finish

Protea, our proprietary material, avoids the common drawbacks of wood. Protea is moisture impervious, graffiti-resistant, and easy to clean.



### Anti-Tip Kit

An anti-tip device is included to minimize the risk of tip-over and enhance the overall safety of the product.




### Reverse Quarter Bevel Top Edge

The Reverse Quarter Bevel edge is a distinctive design feature that can be found across the Ethan casegood collection.



### Drawers

All constructed with both dowel and mechanical fasteners for additional strength. Ball bearing removable slides are fully extendable.



### Optional Premium Protea Leg

These optional contrasting premium finishes are available for the Ethan Collection legs - Platinum, Soft Gold, Pure Copper and Black.



### Other Chest Styles

Ethan chest styles include 3, 4 drawer versions.



### 10 Year Warranty

We offer a 10 Year Performance Warranty on both construction and finish, so the product is guaranteed to stay looking like new for 10 years.

**kwalu**®

6160 Peachtree Dunwoody Rd. Building C, Atlanta, GA 30328  
1-877-MY-KWALU [kwalu.com](http://kwalu.com)

CGETNCH40F0726