

# Valdina Collection



kwalu®





## Valdina Collection

Combining elegance and functionality, the Valdina Collection is ideal for lobbies, patient rooms, and exam rooms. Featuring a distinctive boxcar seat design with floating backs for easy maintenance, each piece in the Valdina Collection provides a comfortable, inclusive, and inviting environment for patients and caregivers alike.



## Tailored for Support and Care

The patient room should be a haven of comfort and healing, nurturing both patients and their families with thoughtful design and functionality. The Valdina Patient Chair offers the necessary support and cushioning for extended periods, ensuring patients remain comfortable throughout their stay. The Carrara

Sleeper Sofa provides a nurturing space that effortlessly transitions from seating to lounging to sleeping. Together, they create an environment that caters to rest, work, and togetherness with care and sophistication.







## Enhancing the First Impression

The waiting room sets the tone for a patient's comfort and care, serving as the first point of contact. The Valdina Collection's versatile seating options are thoughtfully designed to provide comfort and style, creating inviting spaces where patients and their families feel welcome and at ease. This combination of design and functionality fosters a nurturing and supportive environment, helping to alleviate anxiety and promote a positive mindset before care begins.



## Comfort from Start to Finish

Exam rooms require a calming and supportive environment for effective patient care. The Valdina Collection's Guest Chair is the optimum exam room chair. Its designed with adequate cushioning, support, and a frame that enables a modest amount of flexibility in the back ensuring comfort during extended periods of use, preventing discomfort that can lead to a negative patient experience. By focusing on these essential aspects, the Valdina Guest Chair nurtures a positive patient experience throughout their visit.







**Patient Well-being,  
Even in Urgent Situations**

The design of emergency waiting room furniture is crucial in providing comfort during stressful situations. The Valdina Collection's chairs are a prime example of this, as they are crafted to offer both resilience and comfort for long durations. This thoughtful design not only aids in physical support but also contributes to a more tranquil atmosphere, which can be significantly beneficial for individuals and families facing emergencies.



# Willowbrook Haven General Hospital







**In the patient's sanctuary, where every detail matters, trust our non-porous material to deliver cleanliness, comfort, and peace of mind on the journey to recovery and sustained good health.**

Embarking on the patient's road to recovery, cleanliness stands as a cornerstone for sustained well-being. Here at Kwalu, we understand the importance of maintaining pristine surfaces, particularly in healthcare environments. That's why our innovative non-porous material outperforms traditional coated furniture surfaces of both wood and metal. By combining appropriate furniture materials with the correct cleaning products, we ensure a cleaner surface environment and contribute to controlling the spread of infection.

With the ability to withstand rigorous daily cleaning regimens without compromising its finish and appearance, our material ensures longevity and durability in healthcare settings. Moisture impervious and compatible with EPA-registered disinfectants, it takes infection control to the next level, safeguarding against viruses and pathogens.



Valdina Lounge



**Lounge**  
W 26 D 26 H 35




**Love Seat**  
W 50.5 D 26 H 35




**Sofa**  
W 73.5 D 26 H 35


Features




**Durable Finish**  
Kwalu's solid surface finish, at 1/8" thick, surpasses wood with its advantages. The frames are moisture-resistant, graffiti-resistant, easy to clean, and maintenance-free.




**Steel Reinforced**  
Our patented steel-reinforced joint system uses over 20 pieces of steel in most Kwalu chairs. Stop ongoing and costly furniture replacement.



**Visible Cleanout**  
Cleanout prevents buildup of debris and provides for easy maintenance.



**Number of Seats**  
Choose from 3 seat styles - lounge chair, love seat and sofa.




**Optional Closed Arm Panels**  
Available with or without upholstered arm panels.

Valdina Guest




**Guest Chair - Flex**  
W 24 D 27 H 35


Features




**Durable Finish**  
Kwalu's solid surface finish, at 1/8" thick, surpasses wood with its advantages. The frames are moisture-resistant, graffiti-resistant, easy to clean, and maintenance-free.




**Flex Back**  
Frame enables a modest amount of flexibility in the back of the seat only; seat, arms, and legs remain stationary.




**Wallsaver**  
Wallsaver back legs help keep walls in pristine condition.




**Steel Reinforced**  
Our patented steel-reinforced joint system uses over 20 pieces of steel in most Kwalu chairs. Stop ongoing and costly furniture replacement.




**Visible Cleanout**  
Located behind the seat cushion to prevent buildup of debris while providing a clean look.




**Back and Seat Cushion are Field Replaceable**  
Both back and seat cushions can be replaced in the field.




**Optional Closed Arm Panels**  
Available with or without upholstered arm panels.



**Optional Tall Back Cushion**  
For increased comfort and support in waiting or reception areas, choose the optional tall back cushion.



**Optional Linking Tables**  
Center, Corner, and Wedge Linking tables are available.



**Brake Under Load Casters**  
Casters lock when a person sits on the chair, and unlocks when they're not for easy movement of the chair.



Valdina Bariatric



**Bariatric Chair – 34”W**  
W 34 D 27 H 35



**Bariatric Chair – 46”W**  
W 46 D 27.5 H 35

Features



**Durable Finish**  
Kwalu’s solid surface finish, at 1/8” thick, surpasses wood with its advantages. The frames are moisture-resistant, graffiti-resistant, easy to clean, and maintenance-free.




**Wallsaver**  
Wallsaver back legs help keep walls in pristine condition.



**Steel Reinforced**  
Our patented steel-reinforced joint system uses over 20 pieces of steel in most Kwalu chairs. Stop ongoing and costly furniture replacement.



**Weight Capacity**  
Valdina Bariatric Chairs are rated to 500 lbs weight capacity.



**Visible Cleanout**  
Located behind the seat cushion to prevent buildup of debris while providing a clean look.



**Seat Cushion is Field Replaceable**  
Seat cushion can be replaced in the field.



**Optional Closed Arm Panels**  
Available with or without upholstered arm panels.



**Optional Linking Tables**  
Center, Corner, and Wedge Linking tables are available.

Valdina Patient Chair



**Patient Chair – Flex**  
W 24 D 27 H 43

Features



**Flex Back**  
Frame enables a modest amount of flexibility in the back only; seat, arms and legs remain stationary.



**Wallsaver**  
Wallsaver back legs help keep walls in pristine condition.



**Steel Reinforced**  
Our patented steel-reinforced joint system uses over 20 pieces of steel in most Kwalu chairs. Stop ongoing and costly furniture replacement.



**Durable Finish**  
Kwalu’s solid surface finish, at 1/8” thick, surpasses wood with its advantages. The frames are moisture-resistant, graffiti-resistant, easy to clean, and maintenance-free.



**Visible Cleanout**  
Located behind the seat cushion to prevent buildup of debris while providing a clean look.



**Back and Seat Cushion are Field Replaceable**  
Both back and seat cushions can be replaced in the field.



**Optional Closed Arm Panels**  
Available with or without upholstered arm panels.



**Brake Under Load Casters**  
Casters lock when a person sits on the chair, and unlocks when they’re not for easy movement of the chair.



Valdina Multiple



**Multiple**  
W 68 D 27 H 35

Features



**Durable Finish**  
Kwalu’s solid surface finish, at 1/8” thick, surpasses wood with its advantages. The frames are moisture-resistant, graffiti-resistant, easy to clean, and maintenance-free.



**Wallsaver**  
Wallsaver back legs help keep walls in pristine condition.



**Steel Reinforced**  
Our patented steel-reinforced joint system uses over 20 pieces of steel in most Kwalu chairs. Stop ongoing and costly furniture replacement.



**Number of Seats**  
Choose from 2 seat styles – 2-seater or 3-seater



**Back Style**  
Choose from 2 back styles – Short or Tall back



**Visible Cleanout**  
Located behind the seat cushion to prevent buildup of debris while providing a clean look.



**Seat Cushion is Field Replaceable**  
Seat cushion can be replaced in the field.



**Optional Closed Arm Panels**  
Available with or without upholstered arm panels.



**Optional Linking Tables**  
Center, Corner, and Wedge Linking tables are available.

Valdina Linking Tables



**Center**  
W 19.75 D 19.75 H 1.5



**Corner**  
W 29 D 29 H 15



**Wedge**  
W 25.25 D 20.75 H 1.5

Features



**Multiple Widths**  
The Center Linking table is available in 2 widths – 20” and 24”.



**Optional Curved Shape**  
The Corner Linking table is available in a curved shape to better fit a curved space and is optional.



**Optional Rounded Corners Top**  
An Optional Rounded Corners top, which creates a more curved version of the Wedge, is available.



**Optional Kwalu Top**  
All Linking tables are available with a 1.5” top made of Kwalu’s proprietary material.



Valdina Easy Access



Easy Access

W 24 D 28.25 H 41.5

Features



Durable Finish

Kwalu’s solid surface finish, at 1/8” thick, surpasses wood with its advantages. The frames are moisture-resistant, graffiti-resistant, easy to clean, and maintenance-free.



Wallsaver

Wallsaver back legs help keep walls in pristine condition.



Steel Reinforced

Our patented steel-reinforced joint system uses over 20 pieces of steel in most Kwalu chairs. Stop ongoing and costly furniture replacement.



Seat Height

Higher seat height designed to enable sitting without bending at the hip.



Easy to Use Footrest

An easy to use footrest is attached to the top of the front stretcher.



Non-Skid Glides

Adjustable non-skid glides are on all legs.



Visible Cleanout

Located behind the seat cushion to prevent buildup of debris while providing a clean look.



Seat Cushion is Field Replaceable

Seat cushion can be replaced in the field.



Optional Closed Arm Panels

Available with or without upholstered arm panels.

Valdina Occasional Tables



End Table

W 22 D 22 H 22



Coffee Table

W 36 D 36 H 18

Features



Durable Finish

Kwalu’s solid surface finish, at 1/8” thick, surpasses wood with its advantages. The frames are moisture-resistant, graffiti-resistant, easy to clean, and maintenance-free.



Corian®/ Hanex®/ Krion® Top

Corian®/ Hanex®/ Krion® tops with beveled edging are available for all tables in this collection.



Other Table Styles

Collection includes coffee and end tables.



