



Kwalu Features

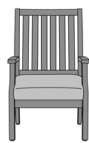
Product Dimensions and Specs

Overall	23.5W 24.5D 40H
Seat	19.5W 19.5D 19H
Arm	26H
Wt.	38 lbs
Wt. Capacity	350 lbs

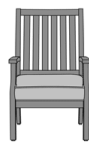
Product Configurations

Arezzo Collection	AREX
Chair Style	 <b>D0</b> Dining
Piping Style (Optional)	 <b>P</b> With Piping

Product Statement of Line Images



Arezzo Dining Chair, Seat  
Cushion without Piping  
Model: ARED0  
23.5W 24.5D 40H  
26AH



Arezzo Dining Chair, Seat  
Cushion with Piping  
Model: ARED0P  
23.5W 24.5D 40H  
26AH

Product Features



Waterproof Outdoor UV Protected Frame

Special additive protects frame against the elements and damaging ultraviolet rays.



Steel Reinforced

Our patented steel-reinforced joint system uses over 20 pieces of steel in most Kwalu chairs. Stop ongoing and costly furniture replacement.

[Learn More >](#)



Quick Dry Cushion

Kwalu's quick drying cushion construction moves moisture through fast allowing cushions and pillows to dry rapidly.



Optional Piping on Seat

Piping is available on seat and is optional.



Replacement Cushions

Please contact a sales associate to purchase additional or replacement cushions.



Optional Floor Mounting


A set of 4 L-shaped brackets and 8 screws to secure the brackets to the product are provided. Screws to attach brackets to the floor are not included.

Product Glides

Nylon Knock in Glide 1 1/8 inch

## Product Finishes

### Frame Finish



Outdoor  
Weathered Teak  
UV



Outdoor White  
UV

## Product Environmental Certifications

