

Kwalu Features

Product Dimensions and Specs

Overall 18.25W 19D 30H

Wt. 59 lbs

Product Statement of Line Images




Auburn Nightstand, 1 Drawer
Model: AUNS10
18.25W 19D 23H



Auburn Bedside Cabinet, 1
Drawer, 1 Door, Left-Hinged
Model: AUBS11L
18.25W 19D 30H



Auburn Bedside Cabinet, 3
Drawers
Model: AUBS30
18.25W 19D 30H



Auburn Bedside Cabinet, 1
Drawer, 1 Door, Right-Hinged
Model: AUBS11R
18.25W 19D 30H

Product Features



Durable Finish

Kwalu's proprietary finish doesn't have any of the drawbacks of wood. The finish is moisture impervious, easy to clean and maintenance-free.




Wall Mount Hardware

The kit and instructions for wall mounting are included with this product. The wall mount instructions provided must be followed carefully for a secure, durable, and long-lasting solution to ensure the safety of the unit and the user.



Waterfall Edging on Top

Waterfall edging creates continuous smooth surface for easy cleaning.




Door Hinges

100° self-closing, kitchen-grade Blum® Euro Hinges provide a smooth motion.



Drawers


Are constructed with both dowel and mechanical fasteners for additional strength. Ball bearing removable slides are fully extendable.



Hardware

Choose from dozens of hardware styles, including ADA compliant options.

[Learn More >](#)



Rear Venting

Rear venting maximizes air circulation for improved health.

Product Finishes

Casegood Finish



Sugar Maple Weathered Teak Vintage Teak Light Walnut Patagonian Cherry Medium Cherry



English Chestnut Northern Walnut American Walnut Golden Ebony Silver Ash African Mahogany



Espresso Natural Mahogany Midnight Oak

Product Environmental Certifications

