

Kwalu Features

Product Dimensions and Specs

Overall 18.25W 19D 23H

Wt. 54 lbs

Product Statement of Line Images




Auburn Nightstand, 1 Drawer
Model: AUNS10
18.25W 19D 23H



Auburn Bedside Cabinet, 1
Drawer, 1 Door, Left-Hinged
Model: AUBS11L
18.25W 19D 30H



Auburn Bedside Cabinet, 3
Drawers
Model: AUBS30
18.25W 19D 30H



Auburn Bedside Cabinet, 1
Drawer, 1 Door, Right-Hinged
Model: AUBS11R
18.25W 19D 30H

Product Features



Durable Finish

Kwalu's proprietary finish doesn't have any of the drawbacks of wood. The finish is moisture impervious, easy to clean and maintenance-free.




Waterfall Edging on Top

Waterfall edging creates continuous smooth surface for easy cleaning.



Drawers


Are constructed with both dowel and mechanical fasteners for additional strength. Ball bearing removable slides are fully extendable.



Hardware

Choose from dozens of hardware styles, including ADA compliant options.

[Learn More >](#)



Optional Top Drawer Lock

A top drawer lock is available and is optional.



Other Bedside Styles

Auburn bedside styles include a 1 drawer, 1 door version, a 1 drawer, no door version and a 3 drawer version.

[Learn More >](#)

Product Finishes

Casegood Finish

					
Sugar Maple	Weathered Teak	Vintage Teak	Light Walnut	Patagonian Cherry	Medium Cherry
					
English Chestnut	Northern Walnut	American Walnut	Golden Ebony	Silver Ash	African Mahogany
					
Espresso	Natural Mahogany	Midnight Oak			

Product Environmental Certifications

