

Kwalu Features

Kwalu Classic Solid Surface

- Kwalu's proprietary outer shell is a technologically advanced, robust solid surface polymer material (1/8" thick)
- Non-coated
- Offers a warm, pleasant, wood-like temperature to the touch

Moisture Impervious

- Our Kwalu material is smooth, non-porous, and liquid impervious

Proprietary Maintenance-Free Finish

- Chemical, impact, ink, and scratch resistant
- Will not chip or crack
- 100% free of short-lived catalytic lacquers, polyurethane varnishes, delicate wood veneers, and de-laminating HPL's
- Repairable with quick strokes of steel wool
- Look of wood's enduring beauty, without undertaking its costly setbacks

Easy to Clean

- Withstands rigorous cleaning regime
- 100% bleach cleanable
- Chemically resistant, entirely smooth, high-performance solid surface (1/8" thick)
- Provide long term cleanability
- Survives All EPA's Cleaning-Disinfectant Agents
- Survives Clorox's Healthcare Portfolio of Cleaning-Disinfectant Products

Patented Steel-Reinforced Joint Technology

- Patented inner steel-reinforced joint system holds frame together
- Eliminates costly and injury-prone construction failures
- No dowels or screws used to hold frame together

24/7 10-Year Performance Warranty on Kwalu-made Frames

- Kwalu's warranty is to term, not pro-rated
- Guaranteeing both the furniture construction and Kwalu finish
- For full details of warranty offered, including any bought-out items, please refer to the Terms and Conditions of Sale <https://www.kwalu.com/sales-terms-conditions/>









Eco-friendly

- LEED credits available for "Material + Resources" and "Indoor Environmental Air Quality"
- Made in North America
- 99% recycled inner-steel framing and long-lasting polymers
- CARB Compliant

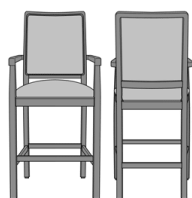
Product Dimensions and Specs

Overall	23W 23D 42H
Seat	18.75W 17D 24H
Arm	30H
Wt.	34 lbs
Wt. Capacity	350 lbs

Product Configurations

Bellariva Collection		BLSXXXX		
Height Style		1 Counter Height Stool		2 Bar Stool
Arm Style		1 Modern		2 Curved
Upholstery Style		2 Back Show Frame		4 Show Frame with Hand Grip
Back Detail		A No Lattice		B With Lattice

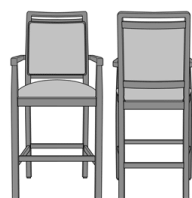
Product Statement of Line Images




Bellariva Bar Stool, Modern Arm, Showframe, without Lattice
Model: BLS212A
23W 23D 47.5H
35.5AH




Bellariva Bar Stool, Modern Arm, Showframe, with Lattice
Model: BLS212B
23W 23D 47.5H
35.5AH




Bellariva Bar Stool, Modern Arm, Showframe with Handgrip, without Lattice
Model: BLS214A
23W 23D 47.5H
35.5AH




Bellariva Bar Stool, Modern Arm, Showframe with Handgrip, with Lattice
Model: BLS214B
23W 23D 47.5H
35.5AH




Bellariva Counter Stool, Modern Arm, Showframe, without Lattice
Model: BLS112A
23W 23D 42H
30AH



Bellariva Counter Stool, Modern Arm, Showframe, with Lattice
Model: BLS112B
23W 23D 42H
30AH



Bellariva Counter Stool, Modern Arm, Showframe with Handgrip, without Lattice
Model: BLS114A
23W 23D 42H
30AH



Bellariva Counter Stool, Modern Arm, Showframe with Handgrip, with Lattice
Model: BLS114B
23W 23D 42H
30AH

Product Features



Durable Finish

Kwalu's solid surface (1/8" thick) proprietary finish doesn't have any of the drawbacks of wood. The frames are moisture impervious, graffiti-resistant, easy to clean and maintenance-free.



Steel Reinforced

Our patented steel-reinforced joint system uses over 20 pieces of steel in most Kwalu chairs. Stop ongoing and costly furniture replacement.

[Learn More >](#)



Visible Cleanout

Cleanout prevents buildup of debris and provides for easy maintenance.



Optional Decorative Back

Decorative back insert is optional.



Bar and Counter Height

Counter and bar heights available.



10 Year Warranty

We offer a 10 Year Performance Warranty on both construction and finish, so the product is guaranteed to stay looking like new for 10 years.

[Learn More >](#)

Product Foam

Foam is compliant with CAL 117 and AB 2998

Product Glides

Metal Knock in Glide with Teflon Cap

Product Finishes

Frame Finish



Sugar Maple Weathered Teak Northern Oak Vintage Teak Patagonian Cherry Northern Walnut



Medium Cherry English Chestnut Light Walnut Silver Ash Golden Ebony African Mahogany



Espresso Natural Mahogany Midnight Oak Blackwood Premium Platinum Premium Soft Gold



Premium Pure Copper Premium Black

Product Environmental Certifications

