
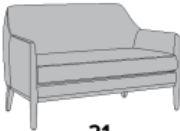






Kwalu Features

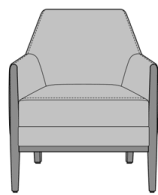
Product Dimensions and Specs

Overall	28.5W 29.75D 34H
Seat	24W 20D 19H
Arm	25H
Wt.	57 lbs
Wt. Capacity	350 lbs


Product Configurations

Bolsena Collection	BSNAXXX	
Number of Seats	 11 Lounge	 21 Love Seat
Decorative Style	 0 No Detail	 1 With Piping around Base & Arms
Seat Construction	 LS Loose Seat Cushion (Recommended for Senior Living application)	 *FS Fixed Seat Cushion (Recommended for Healthcare application)
Notes	* Not available with Piping around Base & Arms.	

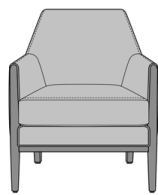
Product Statement of Line Images



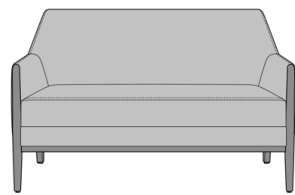
Bolsena Lounge Chair, Fixed
Seat Cushion, without Piping
Model: BSNA110FS
28.5W 29.75D 34H
25AH



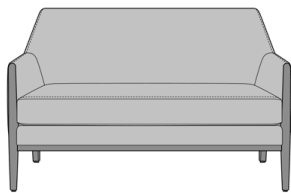
Bolsena Lounge Chair,
without Piping
Model: BSNA110LS
28.5W 29.75D 34H
25AH



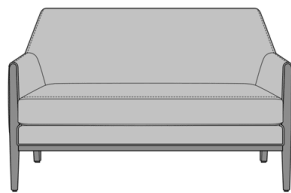
Bolsena Lounge Chair, with
Piping
Model: BSNA111LS
28.5W 29.75D 34H
25AH



Bolsena Love Seat, Fixed Seat
Cushion, without Piping
Model: BSNA210FS
54.5W 29.75D 34H
25AH



Bolsena Love Seat, without
Piping
Model: BSNA210LS
54.5W 29.75D 34H
25AH



Bolsena Love Seat, with
Piping
Model: BSNA211LS
54.5W 29.75D 34H
25AH

Product Features



Durable Finish

Kwalu's solid surface (1/8" thick) proprietary finish doesn't have any of the drawbacks of wood. The frames are moisture impervious, graffiti-resistant, easy to clean and maintenance-free.



Steel Reinforced

Our patented steel-reinforced joint system uses over 20 pieces of steel in most Kwalu chairs. Stop ongoing and costly furniture replacement.

[Learn More >](#)



Removable Seat Deck

Removable seat deck prevents buildup of debris and provides for easy maintenance.



Number of Seats

Choose from 2 seat styles - lounge and love seat.



Optional with Piping

Available with optional piping on the arms and base.



Optional Seat Construction

Choose the best seat cushion for your application, a non-removable seat cushion for healthcare, or a loose seat cushion for senior living.

Product Foam

Foam is compliant with CAL 117 and AB 2998

Product Glides

Clear Plastic Butyl Screw in Glide

Product Finishes

Base Finish



Sugar Maple Weathered Teak Northern Oak Vintage Teak Patagonian Cherry Northern Walnut



Medium Cherry English Chestnut Light Walnut Silver Ash Golden Ebony African Mahogany



Espresso Natural Mahogany Midnight Oak Blackwood Premium Platinum Premium Soft Gold



Premium Pure Copper Premium Black

Product Environmental Certifications

