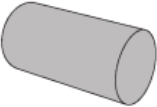
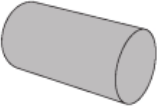

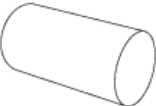



Kwalu Features

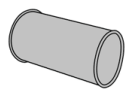
Product Dimensions and Specs

Overall 15W 6D 6H  
Wt. 1 lbs

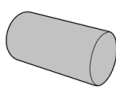
Product Configurations

Pillow Collection	PILXXXX	
Pillow Style	<div></div> <div><b>*BL</b> Bolster Pillow</div>	
Size	<div></div> <div><b>1</b> 15" x 6"</div>	
Piping Style	<div><div><div><b>A</b> Piped</div></div><div><div><b>B</b> Knife Edge</div></div></div>	
Detail	<div></div> <div><b>0</b> Solid</div>	
Note	* Bolster Pillow is sold individual	

Product Statement of Line Images



Single Bolster Pillow, with  
Piping  
Model: PILBL1A0  
15W 6D 6H



Single Bolster Pillow, without  
Piping  
Model: PILBL1B0  
15W 6D 6H

## Product Features



### Optional Piping

The pillow is available with piping and this feature is optional.

## Product Foam

Foam is compliant with CAL 117 and AB 2998

## Product Environmental Certifications

