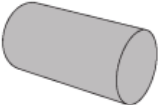
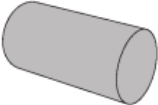


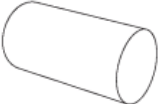


Kwalu Features

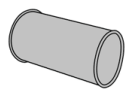
Product Dimensions and Specs

Overall 15W 6D 6H
Wt. 2 lbs

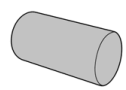
Product Configurations

Pillow Collection	PILXXXX	
Pillow Style	<div> *BL Bolster Pillow</div>	
Size	<div> 1 15" x 6"</div>	
Piping Style	<div><div> A Piped</div><div> B Knife Edge</div></div>	
Detail	<div> 0 Solid</div>	
Note	* Bolster Pillow is sold individual	

Product Statement of Line Images



Single Bolster Pillow, with
Piping
Model: PILBL1A0
15W 6D 6H



Single Bolster Pillow, without
Piping
Model: PILBL1B0
15W 6D 6H

Product Features



Optional without Piping

The pillow is available without piping and is optional.

Product Foam

Foam is compliant with CAL 117 and AB 2998

Product Environmental Certifications

