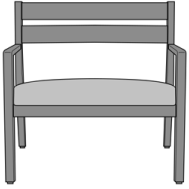
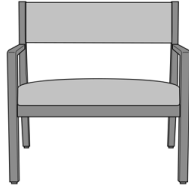




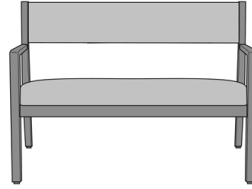
Caterina Bariatric



Caterina Bariatric Chair, Slat
Back - 34\"W
Model: CTEB11
34W 24.5D 33.75H
25AH

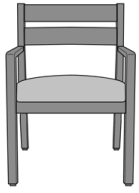


Caterina Bariatric Chair,
Upholstered Back - 34\"W
Model: CTEB21
34W 24.5D 33.75H
25AH



Caterina Bariatric Chair,
Upholstered Back - 46\"W
Model: CTEB22
46W 24.5D 33.75H
25AH

Caterina Dining

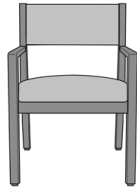


Caterina Dining Chair, Slat
Back

Model: CTED11

23.5W 22.5D 33.75H

25AH



Caterina Dining Chair,
Upholstered Back

Model: CTED21

23.5W 22.5D 33.75H

25AH

Caterina Occasional Table



Caterina End Table, Round
Top

Model: CTETBLA11
23.5W 23.5D 22H




Caterina End Table, Round
Corian/Hanex Top

Model: CTETBLA12
23.5W 23.5D 22H



Caterina Coffee Table,
Round Top

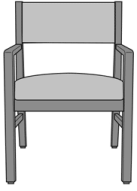
Model: CTETBLB11
30W 30D 18H



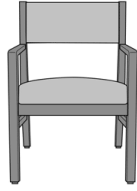
Caterina Coffee Table, Oval
Top

Model: CTETBLB21
42W 24D 18H

Caterina Behavioral

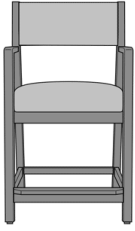


Behavioral Caterina Dining
Chair, Upholstered Back
Model: CTED21BH
23.5W 22.5D 33.75H
25AH



Behavioral Caterina Guest
Chair, Upholstered Back -
23.5"W
Model: CTE21BH
23.5W 24.5D 33.75H
25AH

Caterina Easy Access



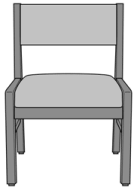
Caterina Easy Access Patient
Chair

Model: CTEEA21

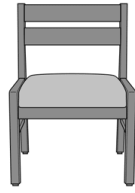
23.5W 24.5D 41.25H

32.5AH


Caterina Guest / Multi-Use



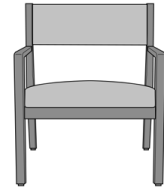
Armless Guest Chair-
Upholstered Back
Model: CTE21NA
23.5W 24.5D 33.75H



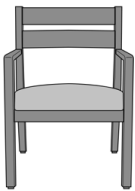
Armless Guest Chair - Slat
Back
Model: CTE11NA
23.5W 24.5D 33.75H



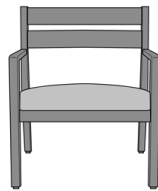
Caterina Guest Chair,
Upholstered Back - 23.5"W
Model: CTE21
23.5W 24.5D 33.75H
25AH



Caterina Guest Chair,
Upholstered Back - 28"W
Model: CTE22
28W 24.5D 33.75H
25AH



Caterina Guest Chair, Slat
Back - 23.5"W
Model: CTE11
23.5W 24.5D 33.75H
25AH



Caterina Guest Chair, Slat
Back - 28"W
Model: CTE12
28W 24.5D 33.75H
25AH

Caterina Multiple



Caterina Corner Linking
Table, with Leg Support

Model: CTLKTBLA

25.75W 25.75D 15H

Caterina Center Linking
Table - 24"W

Model: CTLKTBLB

29W 17D 1.5H