

Kwalu Features

Kwalu Classic Solid Surface

- Kwalu's proprietary outer shell is a technologically advanced, robust solid surface polymer material (1/8" thick)
- Non-coated
- Offers a warm, pleasant, wood-like temperature to the touch

Moisture Impervious

- Our Kwalu material is smooth, non-porous, and liquid impervious

Proprietary Maintenance-Free Finish

- Chemical, impact, ink, and scratch resistant
- Will not chip or crack
- 100% free of short-lived catalytic lacquers, polyurethane varnishes, delicate wood veneers, and de-laminating HPL's
- Repairable with quick strokes of steel wool
- Look of wood's enduring beauty, without undertaking its costly setbacks

Easy to Clean

- Withstands rigorous cleaning regime
- 100% bleach cleanable
- Chemically resistant, entirely smooth, high-performance solid surface (1/8" thick)
- Provide long term cleanability
- Survives All EPA's Cleaning-Disinfectant Agents
- Survives Clorox's Healthcare Portfolio of Cleaning-Disinfectant Products

Patented Steel-Reinforced Joint Technology

- Patented inner steel-reinforced joint system holds frame together
- Eliminates costly and injury-prone construction failures
- No dowels or screws used to hold frame together

24/7 10-Year Performance Warranty on Kwalu-made Frames

- Kwalu's warranty is to term, not pro-rated
- Guaranteeing both the furniture construction and Kwalu finish
- For full details of warranty offered, including any bought-out items, please refer to the Terms and Conditions of Sale <https://www.kwalu.com/sales-terms-conditions/>



Eco-friendly

- LEED credits available for "Material + Resources" and "Indoor Environmental Air Quality"
- Made in North America
- 99% recycled inner-steel framing and long-lasting polymers
- CARB Compliant

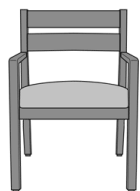
Product Dimensions and Specs

Overall	23.5W 22.5D 33.75H
Seat	20W 19D 19H
Arm	25H
Wt.	30 lbs
Wt. Capacity	350 lbs

Product Configurations

Caterina Collection	CTEDX	
Back Upholstery Style		
	11 Slat Back (No Upholstery)	21 Half Upholstery

Product Statement of Line Images

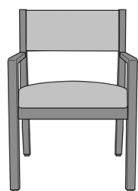


Caterina Dining Chair, Slat
Back

Model: CTED11

23.5W 22.5D 33.75H

25AH









Caterina Dining Chair,
Upholstered Back

Model: CTED21

23.5W 22.5D 33.75H

25AH

Product Features

					
<p>Durable Finish</p> <p>Kwalu's solid surface (1/8" thick) proprietary finish doesn't have any of the drawbacks of wood. The frames are moisture impervious, graffiti-resistant, easy to clean and maintenance-free.</p>	<p>Steel Reinforced</p> <p>Our patented steel-reinforced joint system uses over 20 pieces of steel in most Kwalu chairs. Stop ongoing and costly furniture replacement.</p> <p>Learn More ></p>	<p>Seat Cushion is Field Replaceable</p> <p>The seat cushion can be replaced in the field.</p>	<p>Optional Back Style</p> <p>Choose from 2 optional back styles – Slat Back or Upholstered Back.</p>	<p>10 Year Warranty</p> <p>We offer a 10 Year Performance Warranty on both construction and finish, so the product is guaranteed to stay looking like new for 10 years.</p> <p>Learn More ></p>	<p>Easy to Clean</p> <p>Clorox Healthcare and Kwalu are partnering to promote cleaner surfaces. Kwalu chairs have no topical coatings, so sanitizing solutions commonly used in healthcare environments can be used - including 100% bleach – without degrading the finish.</p> <p>Learn More ></p>

Product Foam

Foam is compliant with CAL 117 and AB 2998

Product Glides

Metal Knock in Glide with Teflon Cap

Product Finishes

Frame Finish



Sugar Maple

Weathered Teak

Northern Oak

Vintage Teak

Patagonian Cherry

Northern Walnut



Medium Cherry

English Chestnut

Light Walnut

Silver Ash

Golden Ebony

African Mahogany



Espresso

Natural Mahogany

Midnight Oak

Blackwood

Premium Platinum

Premium Soft Gold



Premium Pure Copper

Premium Black

Product Environmental Certifications

