







Kwalu Features


Product Dimensions and Specs

Overall	29.5W 29D 33H
Seat	22W 21D 19H
Arm	25H
Wt.	56 lbs
Wt. Capacity	350 lbs


Product Configurations

Cento Collection	CTOXXXX	
Unit Style	 1 Lounge	
Back Style	 0 No detail	
Piping Style	 0 No Piping	 1 With Piping
Nail Head Trim	 0 No Nail Head	 *1 With Nail Head Trim
Note	*Not available when piping is selected	


Product Statement of Line Images



Cento Lounge Chair, without
Back Detail, without Piping,
without Nail Head Detail
Model: CTO1000
29.5W 29D 33H
25AH



Cento Lounge Chair, without
Back Detail, without Piping,
with Nail Head Detail
Model: CTO1001
29.5W 29D 33H
25AH



Cento Lounge Chair, without
Back Detail, with Piping,
without Nail Head Detail
Model: CTO1010
29.5W 29D 33H
25AH

Product Features



Durable Finish

Kwalu's solid surface (1/8" thick) proprietary finish doesn't have any of the drawbacks of wood. The frames are moisture impervious, graffiti-resistant, easy to clean and maintenance-free.



Back Cutout

Back Cutout prevents build-up of debris and provides for easy maintenance.



Optional Piping

Optional piping available on arms, back and around base only.



Optional Nail Head Trim

Optional decorative nail head trim only available if optional piping is not selected.

Product Foam

Foam is compliant with CAL 117 and AB 2998

Product Glides

Clear Plastic Butyl Screw in Glide

Product Finishes

Legs Finish



Sugar Maple Weathered Teak Northern Oak Vintage Teak Patagonian Cherry Northern Walnut



Medium Cherry English Chestnut Light Walnut Silver Ash Golden Ebony African Mahogany



Espresso Natural Mahogany Midnight Oak Blackwood Premium Platinum Premium Soft Gold



Premium Pure Copper Premium Black

Product Environmental Certifications

