

Kwalu Features

Product Dimensions and Specs

Overall 21W 19D 32H

Wt. 68 lbs

Product Statement of Line Images




Charlotte Bedside Cabinet, 3
Drawers
Model: CHBS30
21W 19D 30H




Charlotte Nightstand, 1 Drawer
Model: CHNS10
21W 19D 25H



Charlotte Bedside Cabinet, 4
Drawers
Model: CHBS40
21W 19D 32H



Charlotte Bedside Cabinet, 1
Drawer, 1 Door, Left-Hinged
Model: CHBS11L
21W 19D 30H



Charlotte Bedside Cabinet, 1
Drawer, 1 Door, Right-Hinged
Model: CHBS11R
21W 19D 30H

Product Features



Durable Finish

Kwalu's proprietary finish doesn't have any of the drawbacks of wood. The finish is moisture impervious, easy to clean and maintenance-free.



Wall Mount Hardware

The kit and instructions for wall mounting are included with this product. The wall mount instructions provided must be followed carefully for a secure, durable, and long-lasting solution to ensure the safety of the unit and the user.



OG Edging Finish

3/8" OG Edging Finish is found on the doors, drawers, and toe of this collection.




Drawers

Are constructed with both dowel and mechanical fasteners for additional strength. 100lb static and dynamic load Euro Drawer Slides allow for easy opening and closing.




Decorative Frieze

The decorative carved band at the top adds an air of distinction.



Optional Top Drawer Lock

A top drawer lock is available and is optional.



Other Bedside Styles

Charlotte bedside styles include a 1 drawer, 1 door version and 1, 3 and 4 drawer versions.

[Learn more >](#)

Product Finishes

Casegood Finish

					
Sugar Maple	Weathered Teak	Vintage Teak	Light Walnut	Patagonian Cherry	Medium Cherry
					
English Chestnut	Northern Walnut	American Walnut	Golden Ebony	Silver Ash	African Mahogany
					
Espresso	Natural Mahogany	Midnight Oak			

Product Environmental Certifications

