



Kwalu Features

Product Dimensions and Specs

Overall 36W 0.75D 16H  
Wt. 15 lbs

Product Statement of Line Images



Charlotte Footboard Single  
Model: CHFBS  
36W 0.75D 16H



Charlotte Footboard Single,  
Top Cap  
Model: CHFBSA  
37W 0.75D 16H



Charlotte Footboard Twin  
Model: CHFBT  
42W 0.75D 16H



Charlotte Footboard Twin,  
Top Cap  
Model: CHFBTA  
43W 0.75D 16H

Product Features



Durable Finish

Kwalu's proprietary finish doesn't have any of the drawbacks of wood. The finish is moisture impervious, easy to clean and maintenance-free.



Optional Style

Available with or without optional top cap.



Optional Sizes

Choose from 2 optional sizes - Twin and Single.



Optional Pre-drilling

Optional factory pre-drilling is available. Template must be provided by customer when this feature is selected.



Optional Router Out for Control Panels

Optional router out available to access control panels. Template must be provided by customer when this feature is selected.


















10 Year Warranty

We offer a 10 Year Performance Warranty on both construction and finish, so the product is guaranteed to stay looking like new for 10 years.

[Learn More >](#)

Product Finishes

Footboard Finish

					
Sugar Maple	Weathered Teak	Vintage Teak	Light Walnut	Patagonian Cherry	Medium Cherry
					
English Chestnut	Northern Walnut	American Walnut	Golden Ebony	Silver Ash	African Mahogany
					
Espresso	Natural Mahogany	Midnight Oak			

Product Environmental Certifications

