

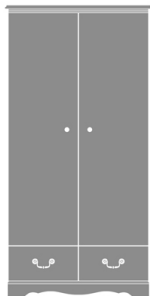
## Kwalu Features

## Product Dimensions and Specs

Overall 25W 23.75D 71H

Wt. 200 lbs


Product Statement of Line Images



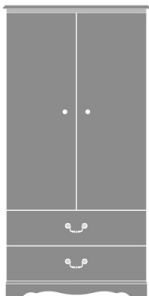
Charlotte Alzheimers Double Wardrobe, 2 Drawers, 2 Doors  
Model: CHALZ  
34.5W 23.75D 71H



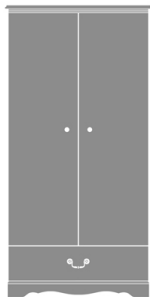
Charlotte Single Wardrobe, 2 Drawers, 1 Door, Left-Hinged  
Model: CHWR21L  
25W 23.75D 71H



Charlotte Double Wardrobe, No Drawers, 2 Doors  
Model: CHWR02  
34.5W 23.75D 71H



Charlotte Double Wardrobe, 2 Drawers, 2 Doors  
Model: CHWR22  
34.5W 23.75D 71H



Charlotte Double Wardrobe, 1 Drawer, 2 Doors  
Model: CHWR12  
34.5W 23.75D 71H



Charlotte Single Wardrobe, 1 Drawer, 1 Door, Left-Hinged  
Model: CHWR11L  
25W 23.75D 71H



Charlotte Single Wardrobe, No Drawers, 1 Door, Left-Hinged  
Model: CHWR01L  
25W 23.75D 71H



Charlotte Single Wardrobe, 2 Drawers, 1 Door, Right-Hinged  
Model: CHWR21R  
25W 23.75D 71H



Charlotte Single Wardrobe, 1  
Drawer, 1 Door, Right-Hinged  
Model: CHWR11R  
25W 23.75D 71H



Charlotte Single Wardrobe,  
No Drawers, 1 Door, Right-  
Hinged  
Model: CHWR01R  
25W 23.75D 71H

## Product Features



OG Edging Finish

3/8" OG Edging Finish is found on the doors, drawers, and toe of this collection.



Decorative Frieze

The decorative carved band at the top adds an air of distinction.



Door Hinges

100° self-closing, kitchen-grade Blum® Euro Hinges provide a smooth motion.




Drawers

Are constructed with both dowel and mechanical fasteners for additional strength. 100lb static and dynamic load Euro Drawer Slides allow for easy opening and closing.



Clothes Rod

Standard clothing rod may be attached at ADA height of 48" from the floor.



Other Wardrobe Styles

Charlotte wardrobes include a number of Single and Double styles.

[Learn more >](#)


















Wall Mount Hardware

The kit and instructions for wall mounting are included with this product. The wall mount instructions provided must be followed carefully for a secure, durable, and long-lasting solution to ensure the safety of the unit and the user.

Product Finishes

Casegood Finish

					
Sugar Maple	Weathered Teak	Vintage Teak	Light Walnut	Patagonian Cherry	Medium Cherry
					
English Chestnut	Northern Walnut	American Walnut	Golden Ebony	Silver Ash	African Mahogany
					
Espresso	Natural Mahogany	Midnight Oak			

Product Environmental Certifications

