

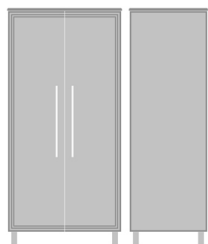


Kwalu Features

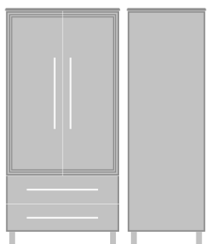
Product Dimensions and Specs

Overall 34.5W 23.75D 71H  
Wt. 253 lbs

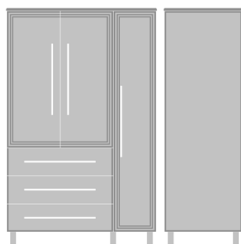
Product Statement of Line Images




Chicago Double Wardrobe,  
No Drawers, 2 Doors  
Model: CCWR02  
34.5W 23.75D 71H



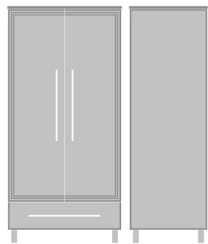
Chicago Double Wardrobe, 2  
Drawers, 2 Doors  
Model: CCWR22  
34.5W 23.75D 71H




Chicago Armoire Wardrobe, 3  
Drawers, 3 Doors, Right-  
Hinged  
Model: CCAW33R  
45.5W 23.75D 71H



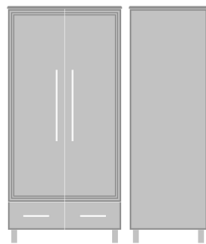
Chicago Single Wardrobe, 1  
Drawer, 1 Door, Left-Hinged  
Model: CCWR11L  
25W 23.75D 71H



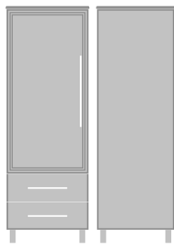
Chicago Double Wardrobe, 1  
Drawer, 2 Doors  
Model: CCWR12  
34.5W 23.75D 71H




Chicago Single Wardrobe, No  
Drawers, 1 Door, Left-Hinged  
Model: CCWR01L  
25W 23.75D 71H




Chicago Alzheimers Double  
Wardrobe, 2 Drawers, 2  
Doors  
Model: CCALZ  
34.5W 23.75D 71H



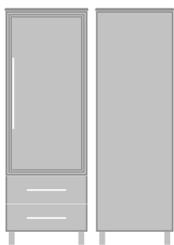
Chicago Single Wardrobe, 2  
Drawers, 1 Door, Left-Hinged  
Model: CCWR21L  
25W 23.75D 71H



Chicago Single Wardrobe, 1  
Drawer, 1 Door, Right-Hinged  
Model: CCWR11R  
25W 23.75D 71H



Chicago Single Wardrobe, No  
Drawers, 1 Door, Right-Hinged  
Model: CCWR01R  
25W 23.75D 71H



Chicago Single Wardrobe, 2  
Drawers, 1 Door, Right-Hinged  
Model: CCWR21R  
25W 23.75D 71H

## Product Features



### Durable Finish

Kwalu's proprietary finish doesn't have any of the drawbacks of wood. The finish is moisture impervious, easy to clean and maintenance-free.



### Wall Mount Hardware

The kit and instructions for wall mounting are included with this product. The wall mount instructions provided must be followed carefully for a secure, durable, and long-lasting solution to ensure the safety of the unit and the user.



### Contrasting Finish

Choose from an array of dual toned contrasting finishes.



### Door Hinges

100° self-closing, kitchen-grade Blum® Euro Hinges provide a smooth motion.



### Drawers

Are constructed with both dowel and mechanical fasteners for additional strength. Ball bearing removable slides are fully extendable.



### Clothes Rod

Standard clothing rod may be attached at ADA height of 48" from the floor.



### Other Wardrobe Styles

Chicago wardrobes include a number of Single and Double styles.

[Learn more >](#)

Product Finishes

Cylinder Leg Finish



Metal - Brushed  
Aluminum


Casegood Finish




Sugar Maple



Weathered Teak



Vintage Teak




Light Walnut



Patagonian  
Cherry



Medium Cherry



English Chestnut



Northern Walnut



American Walnut




Golden Ebony



Silver Ash




African  
Mahogany



Espresso



Natural  
Mahogany




Midnight Oak

Inlay Finish



Sugar Maple      Weathered Teak      Vintage Teak      Light Walnut      Patagonian Cherry      Medium Cherry



English Chestnut      Northern Walnut      American Walnut      Golden Ebony      Silver Ash      African Mahogany



Espresso      Natural Mahogany      Midnight Oak

Product Environmental Certifications

