


## Kwalu Features

## Product Dimensions and Specs


**Overall** 34.5W 23.75D 71H

**Wt.** 182 lbs


## Product Statement of Line Images




Cotswold Single Wardrobe, 1  
Drawer, 1 Door, Left-Hinged  
Model: COWR11L  
25W 23.75D 71H




Cotswold Double Wardrobe,  
No Drawers, 2 Doors  
Model: COWR02  
34.5W 23.75D 71H




Cotswold Single Wardrobe, 2  
Drawers, 1 Door, Left-Hinged  
Model: COWR21L  
25W 23.75D 71H




Cotswold Double Wardrobe, 1  
Drawer, 2 Doors  
Model: COWR12  
34.5W 23.75D 71H



Cotswold Double Wardrobe, 2  
Drawers, 2 Doors  
Model: COWR22  
34.5W 23.75D 71H




Cotswold Armoire Wardrobe,  
3 Drawers, 3 Doors, Right-  
Hinged  
Model: COAW33R  
45.5W 23.75D 71H




Cotswold Alzheimers Double  
Wardrobe, 2 Drawers, 2  
Doors  
Model: COALZ  
34.5W 23.75D 71H




Cotswold Single Wardrobe,  
No Drawers, 1 Door, Left-  
Hinged  
Model: COWR01L  
25W 23.75D 71H



Cotswold Single Wardrobe, 1  
Drawer, 1 Door, Right-Hinged  
Model: COWR11R  
25W 23.75D 71H



Cotswold Single Wardrobe, 2  
Drawers, 1 Door, Right-Hinged  
Model: COWR21R  
25W 23.75D 71H



Cotswold Single Wardrobe,  
No Drawers, 1 Door, Right-  
Hinged  
Model: COWR01R  
25W 23.75D 71H

## Product Features



### Durable Finish

Kwalu's proprietary finish doesn't have any of the drawbacks of wood. The finish is moisture impervious, easy to clean and maintenance-free.



### Wall Mount Hardware

The kit and instructions for wall mounting are included with this product. The wall mount instructions provided must be followed carefully for a secure, durable, and long-lasting solution to ensure the safety of the unit and the user.



### Chamfered Frames

The raised overlay over the bead board design on this collection adds a classic style feature.



### Contrasting Interior Finish

Lighter colored interior helps with spatial orientation.



### Hidden Door Latch

Hidden door latch allows caregivers exclusive access.



### Passive Locks on Drawers

Passive locks on drawers allow caregivers exclusive access. They are optional and replace the drawer hardware if selected.


















### 10 Year Warranty

We offer a 10 Year Performance Warranty on both construction and finish, so the product is guaranteed to stay looking like new for 10 years.

[Learn More >](#)

Product Finishes

Casegood Finish

					
Sugar Maple	Weathered Teak	Vintage Teak	Light Walnut	Patagonian Cherry	Medium Cherry
					
English Chestnut	Northern Walnut	American Walnut	Golden Ebony	Silver Ash	African Mahogany
					
Espresso	Natural Mahogany	Midnight Oak			

Product Environmental Certifications

