


Kwalu Features

Product Dimensions and Specs


Overall 25W 23.75D 71H

Wt. 236 lbs


Product Statement of Line Images




Cotswold Single Wardrobe, 1
Drawer, 1 Door, Left-Hinged
Model: COWR11L
25W 23.75D 71H




Cotswold Double Wardrobe,
No Drawers, 2 Doors
Model: COWR02
34.5W 23.75D 71H




Cotswold Single Wardrobe, 2
Drawers, 1 Door, Left-Hinged
Model: COWR21L
25W 23.75D 71H




Cotswold Double Wardrobe, 1
Drawer, 2 Doors
Model: COWR12
34.5W 23.75D 71H




Cotswold Double Wardrobe, 2
Drawers, 2 Doors
Model: COWR22
34.5W 23.75D 71H




Cotswold Armoire Wardrobe,
3 Drawers, 3 Doors, Right-
Hinged
Model: COAW33R
45.5W 23.75D 71H




Cotswold Alzheimers Double
Wardrobe, 2 Drawers, 2
Doors
Model: COALZ
34.5W 23.75D 71H




Cotswold Single Wardrobe,
No Drawers, 1 Door, Left-
Hinged
Model: COWR01L
25W 23.75D 71H



Cotswold Single Wardrobe, 1
Drawer, 1 Door, Right-Hinged
Model: COWR11R
25W 23.75D 71H



Cotswold Single Wardrobe, 2
Drawers, 1 Door, Right-Hinged
Model: COWR21R
25W 23.75D 71H



Cotswold Single Wardrobe,
No Drawers, 1 Door, Right-
Hinged
Model: COWR01R
25W 23.75D 71H

Product Features



Durable Finish

Kwalu's proprietary finish doesn't have any of the drawbacks of wood. The finish is moisture impervious, easy to clean and maintenance-free.



Wall Mount Hardware

The kit and instructions for wall mounting are included with this product. The wall mount instructions provided must be followed carefully for a secure, durable, and long-lasting solution to ensure the safety of the unit and the user.



Chamfered Frames

The raised overlay over the bead board design on this collection adds a classic style feature.



Door Hinges

100° self-closing, kitchen-grade Blum® Euro Hinges provide a smooth motion.



Drawers

Are constructed with both dowel and mechanical fasteners for additional strength. 100lb static and dynamic load Euro Drawer Slides allow for easy opening and closing.



Clothes Rod

Standard clothing rod may be attached at ADA height of 48" from the floor.



Other Wardrobe Styles

Cotswold wardrobes include a number of Single and Double styles.


[Learn More >](#)

Product Finishes

Casegood Finish



Sugar Maple Weathered Teak Vintage Teak Light Walnut Patagonian Cherry Medium Cherry



English Chestnut Northern Walnut American Walnut Golden Ebony Silver Ash African Mahogany



Espresso Natural Mahogany Midnight Oak

Product Environmental Certifications

