


## Kwalu Features

## Product Dimensions and Specs


Overall 25W 23.75D 71H

Wt. 172 lbs


Product Statement of Line Images




Cotswold Single Wardrobe, 1  
Drawer, 1 Door, Left-Hinged  
Model: COWR11L  
25W 23.75D 71H




Cotswold Double Wardrobe,  
No Drawers, 2 Doors  
Model: COWR02  
34.5W 23.75D 71H




Cotswold Single Wardrobe, 2  
Drawers, 1 Door, Left-Hinged  
Model: COWR21L  
25W 23.75D 71H




Cotswold Double Wardrobe, 1  
Drawer, 2 Doors  
Model: COWR12  
34.5W 23.75D 71H




Cotswold Double Wardrobe, 2  
Drawers, 2 Doors  
Model: COWR22  
34.5W 23.75D 71H




Cotswold Armoire Wardrobe,  
3 Drawers, 3 Doors, Right-  
Hinged  
Model: COAW33R  
45.5W 23.75D 71H




Cotswold Alzheimers Double  
Wardrobe, 2 Drawers, 2  
Doors  
Model: COALZ  
34.5W 23.75D 71H




Cotswold Single Wardrobe,  
No Drawers, 1 Door, Left-  
Hinged  
Model: COWR01L  
25W 23.75D 71H



Cotswold Single Wardrobe, 1  
Drawer, 1 Door, Right-Hinged  
Model: COWR11R  
25W 23.75D 71H



Cotswold Single Wardrobe, 2  
Drawers, 1 Door, Right-Hinged  
Model: COWR21R  
25W 23.75D 71H



Cotswold Single Wardrobe,  
No Drawers, 1 Door, Right-  
Hinged  
Model: COWR01R  
25W 23.75D 71H

## Product Features



### Durable Finish

Kwalu's proprietary finish doesn't have any of the drawbacks of wood. The finish is moisture impervious, easy to clean and maintenance-free.



### Wall Mount Hardware

The kit and instructions for wall mounting are included with this product. The wall mount instructions provided must be followed carefully for a secure, durable, and long-lasting solution to ensure the safety of the unit and the user.



### Chamfered Frames

The raised overlay over the bead board design on this collection adds a classic style feature.



### Door Hinges

100° self-closing, kitchen-grade Blum® Euro Hinges provide a smooth motion.



### Clothes Rod

Standard clothing rod may be attached at ADA height of 48" from the floor.



### Other Wardrobe Styles

Cotswold wardrobes include a number of Single and Double styles.

[Learn More >](#)


















### 10 Year Warranty

We offer a 10 Year Performance Warranty on both construction and finish, so the product is guaranteed to stay looking like new for 10 years.

[Learn More >](#)

Product Finishes

Casegood Finish

|                                                                                    |                                                                                     |                                                                                     |                                                                                   |                                                                                    |                                                                                     |
|------------------------------------------------------------------------------------|-------------------------------------------------------------------------------------|-------------------------------------------------------------------------------------|-----------------------------------------------------------------------------------|------------------------------------------------------------------------------------|-------------------------------------------------------------------------------------|
|    |    |    |  |  |  |
| Sugar Maple                                                                        | Weathered Teak                                                                      | Vintage Teak                                                                        | Light Walnut                                                                      | Patagonian Cherry                                                                  | Medium Cherry                                                                       |
|    |    |    |  |  |  |
| English Chestnut                                                                   | Northern Walnut                                                                     | American Walnut                                                                     | Golden Ebony                                                                      | Silver Ash                                                                         | African Mahogany                                                                    |
|  |  |  |                                                                                   |                                                                                    |                                                                                     |
| Espresso                                                                           | Natural Mahogany                                                                    | Midnight Oak                                                                        |                                                                                   |                                                                                    |                                                                                     |

Product Environmental Certifications

