


## Kwalu Features

## Product Dimensions and Specs


**Overall** 25W 23.75D 71H

**Wt.** 190 lbs


Product Statement of Line Images




Cotswold Single Wardrobe, 1  
Drawer, 1 Door, Left-Hinged  
Model: COWR11L  
25W 23.75D 71H




Cotswold Double Wardrobe,  
No Drawers, 2 Doors  
Model: COWR02  
34.5W 23.75D 71H




Cotswold Single Wardrobe, 2  
Drawers, 1 Door, Left-Hinged  
Model: COWR21L  
25W 23.75D 71H




Cotswold Double Wardrobe, 1  
Drawer, 2 Doors  
Model: COWR12  
34.5W 23.75D 71H




Cotswold Double Wardrobe, 2  
Drawers, 2 Doors  
Model: COWR22  
34.5W 23.75D 71H




Cotswold Armoire Wardrobe,  
3 Drawers, 3 Doors, Right-  
Hinged  
Model: COAW33R  
45.5W 23.75D 71H




Cotswold Alzheimers Double  
Wardrobe, 2 Drawers, 2  
Doors  
Model: COALZ  
34.5W 23.75D 71H




Cotswold Single Wardrobe,  
No Drawers, 1 Door, Left-  
Hinged  
Model: COWR01L  
25W 23.75D 71H



Cotswold Single Wardrobe, 1  
Drawer, 1 Door, Right-Hinged  
Model: COWR11R  
25W 23.75D 71H



Cotswold Single Wardrobe, 2  
Drawers, 1 Door, Right-Hinged  
Model: COWR21R  
25W 23.75D 71H



Cotswold Single Wardrobe,  
No Drawers, 1 Door, Right-  
Hinged  
Model: COWR01R  
25W 23.75D 71H

## Product Features



### Durable Finish

Kwalu's proprietary finish doesn't have any of the drawbacks of wood. The finish is moisture impervious, easy to clean and maintenance-free.



### Wall Mount Hardware

The kit and instructions for wall mounting are included with this product. The wall mount instructions provided must be followed carefully for a secure, durable, and long-lasting solution to ensure the safety of the unit and the user.



### Chamfered Frames

The raised overlay over the bead board design on this collection adds a classic style feature.




### Door Hinges

100° self-closing, kitchen-grade Blum® Euro Hinges provide a smooth motion.



### Drawers

Are constructed with both dowel and mechanical fasteners for additional strength. 100lb static and dynamic load Euro Drawer Slides allow for easy opening and closing.



### Clothes Rod

Standard clothing rod may be attached at ADA height of 48" from the floor.



### Other Wardrobe Styles

Cotswold wardrobes include a number of Single and Double styles.


[Learn More >](#)

Product Finishes

Casegood Finish



Sugar Maple    Weathered Teak    Vintage Teak    Light Walnut    Patagonian Cherry    Medium Cherry



English Chestnut    Northern Walnut    American Walnut    Golden Ebony    Silver Ash    African Mahogany



Espresso    Natural Mahogany    Midnight Oak

Product Environmental Certifications

