

## Kwalu Features

## Product Dimensions and Specs

**Overall** 21W 19D 32H

**Wt.** 124 lbs

Product Statement of Line Images



Hollywood Bedside Cabinet, 3 Drawers  
Model: HLBS30  
21W 19D 30H



Hollywood Nightstand, No Doors  
Model: HLNS10  
21W 19D 25H



Hollywood Bedside Cabinet, 4 Drawers  
Model: HLBS40  
21W 19D 32H



Hollywood Bedside Cabinet, 1 Drawer, 1 Door, Left-Hinged  
Model: HLBS11L  
21W 19D 30H




Hollywood Bedside Cabinet, 1 Drawer, 1 Door, Right-Hinged  
Model: HLBS11R  
21W 19D 30H

## Product Features



### Durable Finish

Kwalu's proprietary finish doesn't have any of the drawbacks of wood. The finish is moisture impervious, easy to clean and maintenance-free.



### Wall Mount Hardware

The kit and instructions for wall mounting are included with this product. The wall mount instructions provided must be followed carefully for a secure, durable, and long-lasting solution to ensure the safety of the unit and the user.




### Beveled Edging on Top

A sloped and angled top edge gives a more contemporary look to this collection.




### Drawers

Are constructed with both dowel and mechanical fasteners for additional strength. 100lb static and dynamic load Euro Drawer Slides allow for easy opening and closing.



### Aluminum Inlay

This collection is identified by 3/8" brushed aluminum inlays.



### Optional Top Drawer Lock

A top drawer lock is available and is optional.



### Other Bedside Styles

Hollywood bedside styles include a 1 drawer, 1 door version and 1, 3 and 4 drawer versions.

[Learn more >](#)

Product Finishes

Casegood Finish

					
Sugar Maple	Weathered Teak	Vintage Teak	Light Walnut	Patagonian Cherry	Medium Cherry
					
English Chestnut	Northern Walnut	American Walnut	Golden Ebony	Silver Ash	African Mahogany
					
Espresso	Natural Mahogany	Midnight Oak			

Product Environmental Certifications

