

Kwalu Features

Product Dimensions and Specs

Overall 21W 19D 30H

Wt. 87 lbs

Product Statement of Line Images



Hollywood Bedside Cabinet, 3 Drawers
Model: HLBS30
21W 19D 30H



Hollywood Nightstand, No Doors
Model: HLNS10
21W 19D 25H



Hollywood Bedside Cabinet, 4 Drawers
Model: HLBS40
21W 19D 32H



Hollywood Bedside Cabinet, 1 Drawer, 1 Door, Left-Hinged
Model: HLBS11L
21W 19D 30H




Hollywood Bedside Cabinet, 1 Drawer, 1 Door, Right-Hinged
Model: HLBS11R
21W 19D 30H

Product Features



Durable Finish

Kwalu's proprietary finish doesn't have any of the drawbacks of wood. The finish is moisture impervious, easy to clean and maintenance-free.



Wall Mount Hardware

The kit and instructions for wall mounting are included with this product. The wall mount instructions provided must be followed carefully for a secure, durable, and long-lasting solution to ensure the safety of the unit and the user.



Beveled Edging on Top

A sloped and angled top edge gives a more contemporary look to this collection.




Drawers

Are constructed with both dowel and mechanical fasteners for additional strength. 100lb static and dynamic load Euro Drawer Slides allow for easy opening and closing.



Aluminum Inlay

This collection is identified by 3/8" brushed aluminum inlays.



Optional Top Drawer Lock

A top drawer lock is available and is optional.



Other Bedside Styles

Hollywood bedside styles include a 1 drawer, 1 door version and 1, 3 and 4 drawer versions.


[Learn more >](#)

Product Finishes

Casegood Finish



Sugar Maple Weathered Teak Vintage Teak Light Walnut Patagonian Cherry Medium Cherry



English Chestnut Northern Walnut American Walnut Golden Ebony Silver Ash African Mahogany



Espresso Natural Mahogany Midnight Oak

Product Environmental Certifications

