

Kwalu Features

Product Dimensions and Specs


Overall 31.5W 19D 30H

Wt. 62 lbs

Product Statement of Line Images



Hollywood Chest Wide, 3 Drawers
Model: HLCH30W
31.5W 19D 30H



Hollywood Dresser, 6 Drawers
Model: HLDR60
48.25W 19D 30H



Hollywood Chest, 5 Drawers
Model: HLCH50
25W 19D 46.75H



Hollywood Chest, 3 Drawers
Model: HLCH30
25W 19D 30H




Hollywood Chest Wide, 4 Drawers
Model: HLCH40W
31.5W 19D 36H

Product Features



Durable Finish

Kwalu's proprietary finish doesn't have any of the drawbacks of wood. The finish is moisture impervious, easy to clean and maintenance-free.



Wall Mount Hardware

The kit and instructions for wall mounting are included with this product. The wall mount instructions provided must be followed carefully for a secure, durable, and long-lasting solution to ensure the safety of the unit and the user.




Beveled Edging on Top

A sloped and angled top edge gives a more contemporary look to this collection.



Drawers

Are constructed with both dowel and mechanical fasteners for additional strength. 100lb static and dynamic load Euro Drawer Slides allow for easy opening and closing.



Aluminum Inlay

This collection is identified by 3/8" brushed aluminum inlays.



Optional Narrower Version

This chest is available in an optional 25" width.



10 Year Warranty

We offer a 10 Year Performance Warranty on both construction and finish, so the product is guaranteed to stay looking like new for 10 years.

[Learn More >](#)

Product Finishes

Casegood Finish

					
Sugar Maple	Weathered Teak	Vintage Teak	Light Walnut	Patagonian Cherry	Medium Cherry
					
English Chestnut	Northern Walnut	American Walnut	Golden Ebony	Silver Ash	African Mahogany
					
Espresso	Natural Mahogany	Midnight Oak			

Product Environmental Certifications

