

## Kwalu Features

## Product Dimensions and Specs

**Overall** 36W 0.75D 16H

**Wt.** 12 lbs

Product Statement of Line Images



Hollywood Footboard Single  
Model: HLFBS  
36W 0.75D 16H



Hollywood Footboard Twin  
Model: HLFBT  
42W 0.75D 16H

Product Features



Durable Finish

Kwalu's proprietary finish doesn't have any of the drawbacks of wood. The finish is moisture impervious, easy to clean and maintenance-free.



Aluminum Inlay

This collection is identified by 3/8" brushed aluminum inlays.



Optional Sizes

Choose from 2 optional sizes - Twin and Single.



Optional Pre-drilling

Optional factory pre-drilling is available. Template must be provided by customer when this feature is selected.



Optional Router Out for Control Panels

Optional router out available to access control panels. Template must be provided by customer when this feature is selected.


















10 Year Warranty

We offer a 10 Year Performance Warranty on both construction and finish, so the product is guaranteed to stay looking like new for 10 years.

[Learn More >](#)

Product Finishes

Footboard Finish

					
Sugar Maple	Weathered Teak	Vintage Teak	Light Walnut	Patagonian Cherry	Medium Cherry
					
English Chestnut	Northern Walnut	American Walnut	Golden Ebony	Silver Ash	African Mahogany
					
Espresso	Natural Mahogany	Midnight Oak			

Product Environmental Certifications

