


Kwalu Features


Product Dimensions and Specs

Overall 25W 23.75D 71H
Wt. 214 lbs

Product Statement of Line Images



Hollywood Double Wardrobe,
No Drawers, 2 Doors
Model: HLWR02
34.5W 23.75D 71H



Hollywood Double Wardrobe,
1 Drawer, 2 Doors
Model: HLWR12
34.5W 23.75D 71H



Hollywood Alzheimers Double
Wardrobe, 2 Drawers, 2
Doors
Model: HLALZ
34.5W 23.75D 71H



Hollywood Single Wardrobe,
2 Drawers, 1 Door, Left-
Hinged
Model: HLWR21L
25W 23.75D 71H



Hollywood Double Wardrobe,
2 Drawers, 2 Doors
Model: HLWR22
34.5W 23.75D 71H



Hollywood Single Wardrobe,
No Drawers, 1 Door, Left-
Hinged
Model: HLWR01L
25W 23.75D 71H



Hollywood Single Wardrobe, 1
Drawer, 1 Door, Left-Hinged
Model: HLWR11L
25W 23.75D 71H



Hollywood Single Wardrobe,
2 Drawers, 1 Door, Right-
Hinged
Model: HLWR21R
25W 23.75D 71H



Hollywood Single Wardrobe,
No Drawers, 1 Door, Right-
Hinged
Model: HLWR01R
25W 23.75D 71H




Hollywood Single Wardrobe, 1
Drawer, 1 Door, Right-Hinged
Model: HLWR11R
25W 23.75D 71H

Product Features




Durable Finish

Kwalu's proprietary finish doesn't have any of the drawbacks of wood. The finish is moisture impervious, easy to clean and maintenance-free.



Wall Mount Hardware

The kit and instructions for wall mounting are included with this product. The wall mount instructions provided must be followed carefully for a secure, durable, and long-lasting solution to ensure the safety of the unit and the user.



Door Hinges

100° self-closing, kitchen-grade Blum® Euro Hinges provide a smooth motion.




Drawers

Are constructed with both dowel and mechanical fasteners for additional strength. 100lb static and dynamic load Euro Drawer Slides allow for easy opening and closing.




Clothes Rod

Standard clothing rod may be attached at ADA height of 48" from the floor.



Aluminum Inlay

This collection is identified by 3/8" brushed aluminum inlays.



Other Wardrobe Styles

Hollywood wardrobes include a number of Single and Double styles.


[Learn more >](#)

Product Finishes

Casegood Finish



Sugar Maple Weathered Teak Vintage Teak Light Walnut Patagonian Cherry Medium Cherry



English Chestnut Northern Walnut American Walnut Golden Ebony Silver Ash African Mahogany



Espresso Natural Mahogany Midnight Oak

Product Environmental Certifications

