

## Kwalu Features

### Kwalu Classic Solid Surface

- Kwalu's proprietary outer shell is a technologically advanced, robust solid surface polymer material (1/8" thick)
- Non-coated
- Offers a warm, pleasant, wood-like temperature to the touch

### Moisture Impervious

- Our Kwalu material is smooth, non-porous, and liquid impervious

### Proprietary Maintenance-Free Finish

- Chemical, impact, ink, and scratch resistant
- Will not chip or crack
- 100% free of short-lived catalytic lacquers, polyurethane varnishes, delicate wood veneers, and de-laminating HPL's
- Repairable with quick strokes of steel wool
- Look of wood's enduring beauty, without undertaking its costly setbacks

### Easy to Clean

- Withstands rigorous cleaning regime
- 100% bleach cleanable
- Chemically resistant, entirely smooth, high-performance solid surface (1/8" thick)
- Provide long term cleanability
- Survives All EPA's Cleaning-Disinfectant Agents
- Survives Clorox's Healthcare Portfolio of Cleaning-Disinfectant Products

### Patented Steel-Reinforced Joint Technology

- Patented inner steel-reinforced joint system holds frame together
- Eliminates costly and injury-prone construction failures
- No dowels or screws used to hold frame together

### 24/7 10-Year Performance Warranty on Kwalu-made Frames

- Kwalu's warranty is to term, not pro-rated
- Guaranteeing both the furniture construction and Kwalu finish
- For full details of warranty offered, including any bought-out items, please refer to the Terms and Conditions of Sale <https://www.kwalu.com/sales-terms-conditions/>

### Eco-friendly

- LEED credits available for "Material + Resources" and "Indoor Environmental Air Quality"
- Made in North America
- 99% recycled inner-steel framing and long-lasting polymers
- CARB Compliant

Product Dimensions and Specs






Overall	16.5W 16.5D 18.5H
Seat	16.5W 16.5D
Wt.	13 lbs
Wt. Capacity	250 lbs

## Product Statement of Line Images



Dining Assist Stool  
Model: HST02  
16.5W 16.5D 18.5H

Product Features

				
1st warranty Kwalu's unique 10-year performance warranty on construction and finish	1st Scuff-, scratch- and water-resistant finish with antimicrobial product protection on Kwalu material that permeates the entire product, not a topical coating	Seat-Allows caregiver to attend to residents needing assistance at mealtime	Seat-Non-locking casters standard	Seat-Stool can be made to height of 17.5" to 22.5"
Kwalu's unique 10-year performance warranty on construction and finish	Scuff-, scratch- and water-resistant finish with antimicrobial product protection on Kwalu material that permeates the entire product, not a topical coating	Allows caregiver to attend to residents needing assistance at mealtime	Non-locking casters standard	Stool can be made to height of 17.5" to 22.5"

Product Foam

Foam is compliant with CAL 117 and AB 2998

Product Finishes

Frame Finish



Sugar Maple      Weathered Teak      Northern Oak      Vintage Teak      Patagonian Cherry      Northern Walnut



Medium Cherry      English Chestnut      Light Walnut      Silver Ash      Golden Ebony      African Mahogany



Espresso      Natural Mahogany      Midnight Oak      Blackwood      Premium Platinum      Premium Soft Gold



Premium Pure Copper      Premium Black