


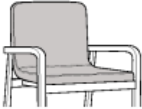


Kwalu Features

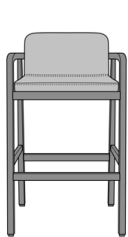
Product Dimensions and Specs

Overall	22W 22.5D 32.25H
Seat	19.5W 18D 24H
Arm	28.5H
Wt.	29 lbs
Wt. Capacity	350 lbs

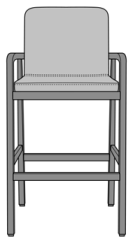
Product Configurations

Madrid Collection	MDDXX	
Height Style		
	BST Bar Height Stool	CST Counter Height Stool
Back Height		
	111 Short Back	211 Tall Back

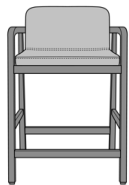
Product Statement of Line Images



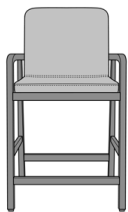
Madrid Bar Stool, Short Back
Model: MDDBST111
22W 23.5D 37.75H
34AH



Madrid Bar Stool, Tall Back
Model: MDDBST211
22W 23.5D 43H
34AH



Madrid Counter Stool, Short
Back
Model: MDDCST111
22W 22.5D 32.25H
28.5AH



Madrid Counter Stool, Tall
Back
Model: MDDCST211
22W 22.5D 37.5H
28.5AH

Product Features



Durable Finish

Kwalu's solid surface (1/8" thick) proprietary finish doesn't have any of the drawbacks of wood. The frames are moisture impervious, graffiti-resistant, easy to clean and maintenance-free.



Steel Reinforced

Our patented steel-reinforced joint system uses over 20 pieces of steel in most Kwalu chairs. Stop ongoing and costly furniture replacement.

[Learn More >](#)



Bar and Counter Height

Counter and bar heights available.



Optional Taller Back Cushion

Available with a taller back cushion.

Product Foam

Foam is compliant with CAL 117 and AB 2998

Product Glides

Metal Knock in Glide with Teflon Cap

Product Finishes

Frame Finish



Sugar Maple Weathered Teak Northern Oak Vintage Teak Patagonian Cherry Northern Walnut



Medium Cherry English Chestnut Light Walnut Silver Ash Golden Ebony African Mahogany



Espresso Natural Mahogany Midnight Oak Blackwood Premium Platinum Premium Soft Gold



Premium Pure Copper Premium Black

Product Environmental Certifications

