

Kwalu Features

Product Dimensions and Specs

Overall 36W 1D 24H

Wt. 21 lbs

Product Statement of Line Images



Mission Headboard Single
Model: MIHBS
36W 1D 24H



Mission Headboard Twin
Model: MIHBT
42W 1D 24H

Product Features



Durable Finish

Kwalu's proprietary finish doesn't have any of the drawbacks of wood. The finish is moisture impervious, easy to clean and maintenance-free.



Chamfered Frames

The raised overlay on this collection adds a classic style feature.



Optional Sizes

Choose from 2 optional sizes - Twin and Single.



Optional Pre-drilling

Optional factory pre-drilling is available. Template must be provided by customer when this feature is selected.


















10 Year Warranty

We offer a 10 Year Performance Warranty on both construction and finish, so the product is guaranteed to stay looking like new for 10 years.

[Learn More >](#)

Product Finishes

Headboard Finish

					
Sugar Maple	Weathered Teak	Vintage Teak	Light Walnut	Patagonian Cherry	Medium Cherry
					
English Chestnut	Northern Walnut	American Walnut	Golden Ebony	Silver Ash	African Mahogany
					
Espresso	Natural Mahogany	Midnight Oak			

Product Environmental Certifications

