

Kwalu Features

Product Dimensions and Specs

Overall 36W 1D 24H

Wt. 21 lbs

Product Statement of Line Images



Mission Headboard Single
Model: MIHBS
36W 1D 24H



Mission Headboard Twin
Model: MIHBT
42W 1D 24H

Product Features



Durable Finish

Kwalu's proprietary finish doesn't have any of the drawbacks of wood. The finish is moisture impervious, easy to clean and maintenance-free.



Chamfered Frames

The raised overlay on this collection adds a classic style feature.



Optional Sizes

Choose from 2 optional sizes - Twin and Single.



Optional Pre-drilling

Optional factory pre-drilling is available. Template must be provided by customer when this feature is selected.


















10 Year Warranty

We offer a 10 Year Performance Warranty on both construction and finish, so the product is guaranteed to stay looking like new for 10 years.

[Learn More >](#)

Product Finishes

Headboard Finish

| | | | | | |
|--|---|---|---|--|---|
|  |  |  |  |  |  |
| Sugar Maple | Weathered Teak | Vintage Teak | Light Walnut | Patagonian Cherry | Medium Cherry |
|  |  |  |  |  |  |
| English Chestnut | Northern Walnut | American Walnut | Golden Ebony | Silver Ash | African Mahogany |
|  |  |  | | | |
| Espresso | Natural Mahogany | Midnight Oak | | | |

Product Environmental Certifications

