

Kwalu Features

Kwalu Classic Solid Surface

- Kwalu's proprietary outer shell is a technologically advanced, robust solid surface polymer material (1/8" thick)
- Non-coated
- Offers a warm, pleasant, wood-like temperature to the touch

Moisture Impervious

- Our Kwalu material is smooth, non-porous, and liquid impervious

Proprietary Maintenance-Free Finish

- Chemical, impact, ink, and scratch resistant
- Will not chip or crack
- 100% free of short-lived catalytic lacquers, polyurethane varnishes, delicate wood veneers, and de-laminating HPL's
- Repairable with quick strokes of steel wool
- Look of wood's enduring beauty, without undertaking its costly setbacks

Easy to Clean

- Withstands rigorous cleaning regime
- 100% bleach cleanable
- Chemically resistant, entirely smooth, high-performance solid surface (1/8" thick)
- Provide long term cleanability
- Survives All EPA's Cleaning-Disinfectant Agents
- Survives Clorox's Healthcare Portfolio of Cleaning-Disinfectant Products

Patented Steel-Reinforced Joint Technology

- Patented inner steel-reinforced joint system holds frame together
- Eliminates costly and injury-prone construction failures
- No dowels or screws used to hold frame together

24/7 10-Year Performance Warranty on Kwalu-made Frames

- Kwalu's warranty is to term, not pro-rated
- Guaranteeing both the furniture construction and Kwalu finish
- For full details of warranty offered, including any bought-out items, please refer to the Terms and Conditions of Sale <https://www.kwalu.com/sales-terms-conditions/>





Eco-friendly

- LEED credits available for "Material + Resources" and "Indoor Environmental Air Quality"
- Made in North America
- 99% recycled inner-steel framing and long-lasting polymers
- CARB Compliant

Product Dimensions and Specs


Overall	34W 27D 35H
Seat	29.5W 18.5D 19H
Arm	26H
Wt.	56 lbs
Wt. Capacity	500 lbs

Product Configurations


Modena Collection	MDABXX	
Unit Style		
	34 34"W (29.5" Seat Width)	46 46"W (41.5" Seat Width)
Back Height Style		
	G Short Back (35" Height)	
Arm Style (Optional)		
	UP* Upholstered Arm Panels	

Note * Faceted-Edged Frame Detail on Side Seat Rails will be altered if this option is selected.


Product Statement of Line Images




Modena Bariatric Chair –
34"W
Model: MDAB34G
34W 27D 35H
26AH



Modena Bariatric Chair –
34"W, Upholstered Arm
Panels
Model: MDAB34GUP
34W 27D 35H
26AH



Modena Bariatric Chair –
46"W
Model: MDAB46G
46W 27D 35H
26AH




Modena Bariatric Chair –
46"W, Upholstered Arm
Panels
Model: MDAB46GUP
46W 27D 35H
26AH

Product Features



Faceted-Edged Frame Detailing

The outside face of the chair frame showcases faceted-edge detailing reminiscent of hand-crafted wood workmanship.



Flex Back

Frame enables a modest amount of flexibility in the back only; seat, arms and legs remain stationary.



Wallsaver

Wallsaver back legs help keep walls in pristine condition.



Steel Reinforced

Our patented steel-reinforced joint system uses over 20 pieces of steel in most Kwalu chairs. Stop ongoing and costly furniture replacement.



Weight Capacity

Modena Bariatric Chair 34W is rated to 500 lbs weight capacity.



Visible Cleanout

Cleanout is incorporated behind the seat cushion to prevent buildup of debris while providing a clean look.

[Learn More >](#)



Back Cushion and Seat Cushion are Field Replaceable

Both the back cushion and the seat cushion can be replaced in the field.



Optional Closed Arm Panels

Available with or without upholstered arm panels.



Optional Linking Tables

Optional Center Linking tables are available to provide stationary space between the chairs and fit your space.

Product Foam

Foam is compliant with CAL 117 and AB 2998

Product Glides

Metal Stem Screw in Glide with Black Nylon

Product Finishes

Frame Finish



Sugar Maple Weathered Teak Northern Oak Vintage Teak Patagonian Cherry Northern Walnut



Medium Cherry English Chestnut Light Walnut Silver Ash Golden Ebony African Mahogany



Espresso Natural Mahogany Midnight Oak Blackwood Premium Platinum Premium Soft Gold



Premium Pure Copper Premium Black

Product Environmental Certifications

