

Kwalu Features

Kwalu Classic Solid Surface

- Kwalu's proprietary outer shell is a technologically advanced, robust solid surface polymer material (1/8" thick)
- Non-coated
- Offers a warm, pleasant, wood-like temperature to the touch

Moisture Impervious

- Our Kwalu material is smooth, non-porous, and liquid impervious

Proprietary Maintenance-Free Finish

- Chemical, impact, ink, and scratch resistant
- Will not chip or crack
- 100% free of short-lived catalytic lacquers, polyurethane varnishes, delicate wood veneers, and de-laminating HPL's
- Repairable with quick strokes of steel wool
- Look of wood's enduring beauty, without undertaking its costly setbacks

Easy to Clean

- Withstands rigorous cleaning regime
- 100% bleach cleanable
- Chemically resistant, entirely smooth, high-performance solid surface (1/8" thick)
- Provide long term cleanability
- Survives All EPA's Cleaning-Disinfectant Agents
- Survives Clorox's Healthcare Portfolio of Cleaning-Disinfectant Products

Patented Steel-Reinforced Joint Technology

- Patented inner steel-reinforced joint system holds frame together
- Eliminates costly and injury-prone construction failures
- No dowels or screws used to hold frame together

24/7 10-Year Performance Warranty on Kwalu-made Frames

- Kwalu's warranty is to term, not pro-rated
- Guaranteeing both the furniture construction and Kwalu finish
- For full details of warranty offered, including any bought-out items, please refer to the Terms and Conditions of Sale <https://www.kwalu.com/sales-terms-conditions/>


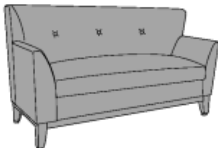
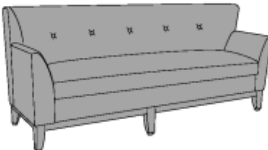


Eco-friendly

- LEED credits available for "Material + Resources" and "Indoor Environmental Air Quality"
- Made in North America
- 99% recycled inner-steel framing and long-lasting polymers
- CARB Compliant

Product Dimensions and Specs

Overall	86W 28.5D 34H
Seat	75W 20D 19H
Arm	25H
Wt.	132 lbs
Wt. Capacity	750 lbs

Product Configurations

Modica Collection		MDCXX		
Seat Style				
	1 Single	2 Love Seat	3 Sofa	
Back Style				
	0 No Button Detail	1 Button Detail		

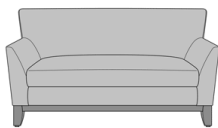
Product Statement of Line Images



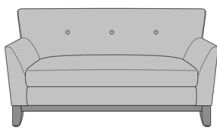
Modica Lounge Chair, without Button Detail
Model: MDC10
33W 28.5D 34H
25AH



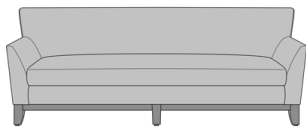
Modica Lounge Chair, with Button Detail
Model: MDC11
33W 28.5D 34H
25AH



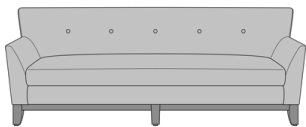
Modica Love Seat, without Button Detail
Model: MDC20
61W 28.5D 34H
25AH



Modica Love Seat, with Button Detail
Model: MDC21
61W 28.5D 34H
25AH



Modica Sofa, without Button Detail
Model: MDC30
86W 28.5D 34H
25AH



Modica Sofa, with Button Detail
Model: MDC31
86W 28.5D 34H
25AH

Product Features



Durable Finish

Kwalu's solid surface (1/8" thick) proprietary finish doesn't have any of the drawbacks of wood. The frames are moisture impervious, graffiti-resistant, easy to clean and maintenance-free.



Optional Back Button

Back available with or without optional button detail.



Removable Seat Deck

Removable seat deck prevents buildup of debris and provides for easy maintenance.



Number of Seats

Choose from 3 seat styles – lounge chair, love seat, and sofa.

[Learn more >](#)



10 Year Warranty

We offer a 10 Year Performance Warranty on both construction and finish, so the product is guaranteed to stay looking like new for 10 years.

[Learn More >](#)

Product Foam

Foam is compliant with CAL 117 and AB 2998

Product Glides

Clear Plastic Butyl Screw in Glide

Product Finishes

Base Finish



Sugar Maple Weathered Teak Northern Oak Vintage Teak Patagonian Cherry Northern Walnut



Medium Cherry English Chestnut Light Walnut Silver Ash Golden Ebony African Mahogany



Espresso Natural Mahogany Midnight Oak Blackwood Premium Platinum Premium Soft Gold



Premium Pure Copper Premium Black

Product Environmental Certifications

