

Kwalu Features

Kwalu Classic Solid Surface

- Kwalu's proprietary outer shell is a technologically advanced, robust solid surface polymer material (1/8" thick)
- Non-coated
- Offers a warm, pleasant, wood-like temperature to the touch

Moisture Impervious

- Our Kwalu material is smooth, non-porous, and liquid impervious

Proprietary Maintenance-Free Finish

- Chemical, impact, ink, and scratch resistant
- Will not chip or crack
- 100% free of short-lived catalytic lacquers, polyurethane varnishes, delicate wood veneers, and de-laminating HPL's
- Repairable with quick strokes of steel wool
- Look of wood's enduring beauty, without undertaking its costly setbacks

Easy to Clean

- Withstands rigorous cleaning regime
- 100% bleach cleanable
- Chemically resistant, entirely smooth, high-performance solid surface (1/8" thick)
- Provide long term cleanability
- Survives All EPA's Cleaning-Disinfectant Agents
- Survives Clorox's Healthcare Portfolio of Cleaning-Disinfectant Products

Patented Steel-Reinforced Joint Technology

- Patented inner steel-reinforced joint system holds frame together
- Eliminates costly and injury-prone construction failures
- No dowels or screws used to hold frame together

24/7 10-Year Performance Warranty on Kwalu-made Frames

- Kwalu's warranty is to term, not pro-rated
- Guaranteeing both the furniture construction and Kwalu finish
- For full details of warranty offered, including any bought-out items, please refer to the Terms and Conditions of Sale <https://www.kwalu.com/sales-terms-conditions/>




Eco-friendly

- LEED credits available for "Material + Resources" and "Indoor Environmental Air Quality"
- Made in North America
- 99% recycled inner-steel framing and long-lasting polymers
- CARB Compliant


Product Dimensions and Specs

Overall	35W 27D 31H
Seat	30W 20D 19H
Arm	25H
Wt.	37.6 lbs
Wt. Capacity	500 lbs


Product Configurations

Montedoro Collection	MTDBXX	
Width Style		
	1 35" Overall Width	
Piping Style		
	0 No Piping	 1 With Piping on Back and Base

Product Statement of Line Images



Montedoro Bariatric Chair,
525 lb. Weight Capacity,
without Piping on Back &
Base
Model: MTDB10
35W 27D 31H
25AH



Montedoro Bariatric Chair,
525 lb. Weight Capacity, with
Piping on Back & Base
Model: MTDB11
35W 27D 31H
25AH

Product Features



Durable Finish

Kwalu's solid surface (1/8" thick) proprietary finish doesn't have any of the drawbacks of wood. The frames are moisture impervious, graffiti-resistant, easy to clean and maintenance-free.



Weight Capacity

The Montedoro Bariatric chair is rated to 525 lbs weight capacity.



Concealed Cleanout

Concealed cleanout eliminates a debris build-up behind the seat cushion.



Optional Piping

Available with or without optional piping on the back and along the base.



10 Year Warranty

We offer a 10 Year Performance Warranty on both construction and finish, so the product is guaranteed to stay looking like new for 10 years.

[Learn More >](#)

Product Foam

Foam is compliant with CAL 117 and AB 2998

Product Glides

Metal Screw in Glide with Teflon Cap

Product Finishes

Arm & Leg Finish



Sugar Maple Weathered Teak Northern Oak Vintage Teak Patagonian Cherry Northern Walnut



Medium Cherry English Chestnut Light Walnut Silver Ash Golden Ebony African Mahogany



Espresso Natural Mahogany Midnight Oak Blackwood Premium Platinum Premium Soft Gold



Premium Pure Copper Premium Black

Product Environmental Certifications

