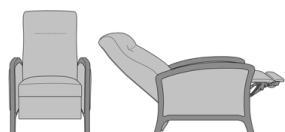


Kwalu Features

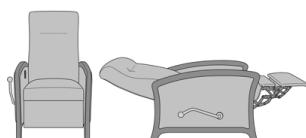
Product Dimensions and Specs

Overall	28W 35D 43H
Seat	23.5W 20D 19H
Arm	25H
Extended	66W
Wt.	116 lbs
Wt. Capacity	350 lbs

Product Statement of Line Images



Salerno Recliner
Model: SLLS40
28W 35D 43H
25AH 66Ext. Depth



Salerno Sleeper Recliner
Model: SLSR1
30W 38D 45H
25AH 73Ext. Depth

Product Features



Nightingale Award

Kwalu's GetWell Patient Room was awarded a Nightingale Innovation Award for Surfacing Material.

[Learn More >](#)



Durable Finish

Kwalu's proprietary finish doesn't have any of the drawbacks of wood. The finish is moisture impervious, easy to clean and maintenance-free.



Push on the Arms Mechanism

The recline mechanism is activated by a simple push back on the arms.



Concealed Cleanout

Concealed cleanout eliminates a debris build-up behind the seat cushion.



Three Position Recliner

The three-position recliner fully extends to a depth of 66 inches.



Easy to Clean

Clorox Healthcare and Kwalu are partnering to promote cleaner surfaces. Kwalu chairs have no topical coatings, so sanitizing solutions commonly used in healthcare environments can be used - including 100% bleach – without degrading the finish.

[Learn More >](#)

Product Foam
















Foam is compliant with CAL 117 and AB 2998

Product Glides

Nylon Knock in Glide 7/8 inch

Product Finishes

Frame Finish

					
Sugar Maple	Weathered Teak	Vintage Teak	Light Walnut	Patagonian Cherry	Medium Cherry
					
English Chestnut	Northern Walnut	American Walnut	Golden Ebony	Silver Ash	African Mahogany
					
Espresso	Natural Mahogany	Midnight Oak			

Product Environmental Certifications

