

## Kwalu Features

### Kwalu Classic Solid Surface

- Kwalu's proprietary outer shell is a technologically advanced, robust solid surface polymer material (1/8" thick)
- Non-coated
- Offers a warm, pleasant, wood-like temperature to the touch

### Moisture Impervious

- Our Kwalu material is smooth, non-porous, and liquid impervious

### Proprietary Maintenance-Free Finish

- Chemical, impact, ink, and scratch resistant
- Will not chip or crack
- 100% free of short-lived catalytic lacquers, polyurethane varnishes, delicate wood veneers, and de-laminating HPL's
- Repairable with quick strokes of steel wool
- Look of wood's enduring beauty, without undertaking its costly setbacks

### Easy to Clean

- Withstands rigorous cleaning regime
- 100% bleach cleanable
- Chemically resistant, entirely smooth, high-performance solid surface (1/8" thick)
- Provide long term cleanability
- Survives All EPA's Cleaning-Disinfectant Agents
- Survives Clorox's Healthcare Portfolio of Cleaning-Disinfectant Products

### Patented Steel-Reinforced Joint Technology

- Patented inner steel-reinforced joint system holds frame together
- Eliminates costly and injury-prone construction failures
- No dowels or screws used to hold frame together

### 24/7 10-Year Performance Warranty on Kwalu-made Frames

- Kwalu's warranty is to term, not pro-rated
- Guaranteeing both the furniture construction and Kwalu finish
- For full details of warranty offered, including any bought-out items, please refer to the Terms and Conditions of Sale <https://www.kwalu.com/sales-terms-conditions/>




### Eco-friendly

- LEED credits available for "Material + Resources" and "Indoor Environmental Air Quality"
- Made in North America
- 99% recycled inner-steel framing and long-lasting polymers
- CARB Compliant


Product Dimensions and Specs

Overall	24W 24.75D 33H
Seat	19.5W 19D 19.5H
Arm	25H
Wt.	28 lbs
Wt. Capacity	350 lbs


Product Configurations

Sciara Collection	SCIAXX
Unit Style	 <b>1</b> Café
Cleanout Style	<div> <b>111</b> Concealed Cleanout</div> <div> <b>211</b> Visible Cleanout</div>

## Product Statement of Line Images



Sciara Café Chair  
Model: SCIA1111  
24W 24.75D 33H  
25AH



Sciara Café Chair, with Visible  
Cleanout  
Model: SCIA1211  
24W 24.75D 33H  
25AH

Product Features



Durable Finish

Kwalu's solid surface (1/8" thick) proprietary finish doesn't have any of the drawbacks of wood. The frames are moisture impervious, graffiti-resistant, easy to clean and maintenance-free.



Steel Reinforced

Our patented steel-reinforced joint system uses over 20 pieces of steel in most Kwalu chairs. Stop ongoing and costly furniture replacement.

[Learn More >](#)



Concealed Cleanout

Concealed cleanout eliminates a debris build-up behind the seat cushion.



Optional Cutout on Back

An optional cutout on back is available to prevent buildup of debris and provide for easy maintenance.



Optional Casters

Optional casters available on front legs only with side stretchers. If this option is selected, the legs will be thicker for additional support.

[Learn more >](#)



Optional Back Handle

A back handle is available to assist in moving the chair and it is optional.

Product Foam

Foam is compliant with CAL 117 and AB 2998

Product Glides

Nylon Knock in Glide 7/8 inch

Product Finishes

Frame Finish



Sugar Maple      Weathered Teak      Northern Oak      Vintage Teak      Patagonian Cherry      Northern Walnut



Medium Cherry      English Chestnut      Light Walnut      Silver Ash      Golden Ebony      African Mahogany



Espresso      Natural Mahogany      Midnight Oak      Blackwood      Premium Platinum      Premium Soft Gold



Premium Pure Copper      Premium Black

## Product Environmental Certifications

