

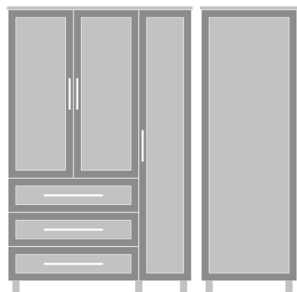


Kwalu Features


Product Dimensions and Specs

Overall 34.5W 23.25D 71H
Wt. 296 lbs

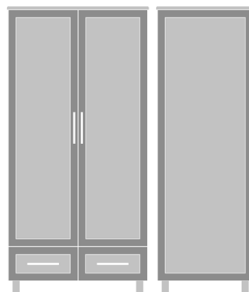
Product Statement of Line Images




Tempe Armoire Wardrobe, 3
Drawers, 3 Doors, Right-
Hinged
Model: TEAW33R
45.5W 23.25D 71H




Tempe Single Wardrobe, 2
Drawers, 1 Door, Left-Hinged
Model: TEWR21L
25W 23.25D 71H



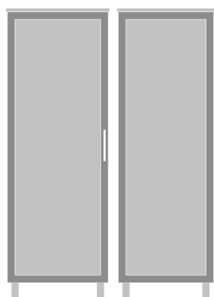
Tempe Alzheimers Double
Wardrobe, 2 Drawers, 2
Doors
Model: TEALZ
34.5W 23.25D 71H




Tempe Single Wardrobe, 1
Drawer, 1 Door, Left-Hinged
Model: TEWR11L
25W 23.25D 71H



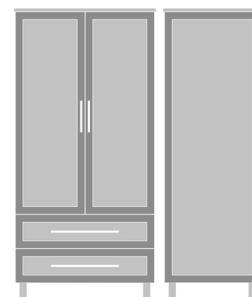
Tempe Double Wardrobe, No
Drawers, 2 Doors
Model: TEWR02
34.5W 23.25D 71H




Tempe Single Wardrobe, No
Drawers, 1 Door, Left-Hinged
Model: TEWR01L
25W 23.25D 71H




Tempe Double Wardrobe, 1
Drawer, 2 Doors
Model: TEWR12
34.5W 23.25D 71H




Tempe Double Wardrobe, 2
Drawers, 2 Doors
Model: TEWR22
34.5W 23.25D 71H



Tempe Single Wardrobe, 2
Drawers, 1 Door, Right-Hinged
Model: TEWR21R
25W 23.25D 71H



Tempe Single Wardrobe, 1
Drawer, 1 Door, Right-Hinged
Model: TEWR11R
25W 23.25D 71H



Tempe Single Wardrobe, No
Drawers, 1 Door, Right-Hinged
Model: TEWR01R
25W 23.25D 71H

Product Features



Durable Finish

Kwalu's proprietary finish doesn't have any of the drawbacks of wood. The finish is moisture impervious, easy to clean and maintenance-free.



Wall Mount Hardware

The kit and instructions for wall mounting are included with this product. The wall mount instructions provided must be followed carefully for a secure, durable, and long-lasting solution to ensure the safety of the unit and the user.



Chamfered Frames

The raised overlay on this collection is a contrasting finish and adds a classic style feature.



Contrasting Interior Finish

Lighter colored interior helps with spatial orientation.



Hidden Door Latch

Hidden door latch allows caregivers exclusive access.



Passive Locks on Drawers

Passive locks on drawers allow caregivers exclusive access. They are optional and replace the drawer hardware if selected.



10 Year Warranty

We offer a 10 Year Performance Warranty on both construction and finish, so the product is guaranteed to stay looking like new for 10 years.

[Learn More >](#)

Product Finishes

Cylinder Leg Finish



Metal - Brushed
Aluminum


Cabinet Finish



Sugar Maple



Weathered Teak



Vintage Teak




Light Walnut



Patagonian
Cherry



Medium Cherry



English Chestnut



Northern Walnut




American Walnut




Golden Ebony




Silver Ash




African
Mahogany



Espresso



Natural
Mahogany




Midnight Oak

Chamfered Frame Finish



Sugar Maple Weathered Teak Vintage Teak Light Walnut Patagonian Cherry Medium Cherry



English Chestnut Northern Walnut American Walnut Golden Ebony Silver Ash African Mahogany



Espresso Natural Mahogany Midnight Oak

Product Environmental Certifications

