


Kwalu Features

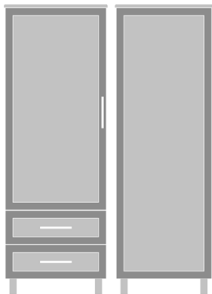
Product Dimensions and Specs

Overall	34.5W 23.25D 71H
Wt.	206 lbs


Product Statement of Line Images




Tempe Armoire Wardrobe, 3
Drawers, 3 Doors, Right-
Hinged
Model: TEAW33R
45.5W 23.25D 71H




Tempe Single Wardrobe, 2
Drawers, 1 Door, Left-Hinged
Model: TEWR21L
25W 23.25D 71H




Tempe Alzheimers Double
Wardrobe, 2 Drawers, 2
Doors
Model: TEALZ
34.5W 23.25D 71H




Tempe Single Wardrobe, 1
Drawer, 1 Door, Left-Hinged
Model: TEWR11L
25W 23.25D 71H




Tempe Double Wardrobe, No
Drawers, 2 Doors
Model: TEWR02
34.5W 23.25D 71H




Tempe Single Wardrobe, No
Drawers, 1 Door, Left-Hinged
Model: TEWR01L
25W 23.25D 71H




Tempe Double Wardrobe, 1
Drawer, 2 Doors
Model: TEWR12
34.5W 23.25D 71H




Tempe Double Wardrobe, 2
Drawers, 2 Doors
Model: TEWR22
34.5W 23.25D 71H



Tempe Single Wardrobe, 2
Drawers, 1 Door, Right-Hinged
Model: TEWR21R
25W 23.25D 71H



Tempe Single Wardrobe, 1
Drawer, 1 Door, Right-Hinged
Model: TEWR11R
25W 23.25D 71H



Tempe Single Wardrobe, No
Drawers, 1 Door, Right-Hinged
Model: TEWR01R
25W 23.25D 71H

Product Features



Durable Finish

Kwalu's proprietary finish doesn't have any of the drawbacks of wood. The finish is moisture impervious, easy to clean and maintenance-free.



Wall Mount Hardware

The kit and instructions for wall mounting are included with this product. The wall mount instructions provided must be followed carefully for a secure, durable, and long-lasting solution to ensure the safety of the unit and the user.



Chamfered Frames

The raised overlay on this collection is a contrasting finish and adds a classic style feature.



Door Hinges

100° self-closing, kitchen-grade Blum® Euro Hinges provide a smooth motion.



Drawers

Are constructed with both dowel and mechanical fasteners for additional strength. Ball bearing removable slides are fully extendable.



Clothes Rod

Standard clothing rod may be attached at ADA height of 48" from the floor.



Other Wardrobe Styles

Tempe wardrobes include a number of Single and Double styles.

[Learn more >](#)

Product Finishes

Cylinder Leg Finish



Metal - Brushed
Aluminum


Casegood Finish



Sugar Maple



Weathered Teak



Vintage Teak




Light Walnut



Patagonian
Cherry



Medium Cherry



English Chestnut



Northern Walnut



American Walnut




Golden Ebony




Silver Ash




African
Mahogany



Espresso



Natural
Mahogany




Midnight Oak

Chamfered Frame Finish



Sugar Maple Weathered Teak Vintage Teak Light Walnut Patagonian Cherry Medium Cherry



English Chestnut Northern Walnut American Walnut Golden Ebony Silver Ash African Mahogany



Espresso Natural Mahogany Midnight Oak

Product Environmental Certifications

