




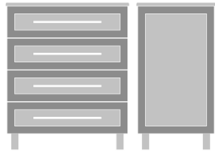


Kwalu Features

Product Dimensions and Specs

Overall 48.5W 18.75D 30H
Wt. 98 lbs

Product Statement of Line Images

			
Tempe Dresser, 6 Drawers Model: TEDR60 48.5W 18.75D 30H	Tempe Chest, 3 Drawers Model: TECH30 25W 18.75D 30H	Tempe Chest, 5 Drawers Model: TECH50 25W 18.75D 46.75H	Tempe Chest Wide, 4 Drawers Model: TECH40W 31.5W 18.75D 36H


Tempe Chest Wide, 3 Drawers Model: TECH30W 31.5W 18.75D 30H

Product Features



Durable Finish

Kwalu's proprietary finish doesn't have any of the drawbacks of wood. The finish is moisture impervious, easy to clean and maintenance-free.



Wall Mount Hardware

The kit and instructions for wall mounting are included with this product. The wall mount instructions provided must be followed carefully for a secure, durable, and long-lasting solution to ensure the safety of the unit and the user.



Chamfered Frames

The raised overlay on this collection is a contrasting finish and adds a classic style feature.



Drawers

Are constructed with both dowel and mechanical fasteners for additional strength. Ball bearing removable slides are fully extendable.



Aluminum Feet

Raised on rust proof aluminum feet to allow ease of cleaning beneath casegood.



Other Chest Styles

Tempe chest styles include 3,4, 5 and 6 drawer versions.

[Learn more >](#)



10 Year Warranty

We offer a 10 Year Performance Warranty on both construction and finish, so the product is guaranteed to stay looking like new for 10 years.

[Learn More >](#)

Product Finishes

Cylinder Leg Finish



Metal - Brushed
Aluminum


Dresser Finish



Sugar Maple



Weathered Teak



Vintage Teak




Light Walnut



Patagonian
Cherry



Medium Cherry



English Chestnut




Northern Walnut




American Walnut




Golden Ebony




Silver Ash




African
Mahogany



Espresso


















Natural
Mahogany



Midnight Oak

Chamfered Frame Finish

					
Sugar Maple	Weathered Teak	Vintage Teak	Light Walnut	Patagonian Cherry	Medium Cherry
					
English Chestnut	Northern Walnut	American Walnut	Golden Ebony	Silver Ash	African Mahogany
					
Espresso	Natural Mahogany	Midnight Oak			

Product Environmental Certifications

