

Kwalu Features


Product Dimensions and Specs

Overall 23.25W 0.75D 45H
Wt. 53 lbs

Product Statement of Line Images

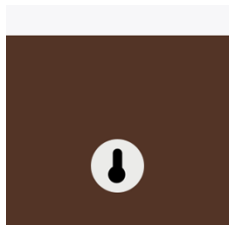


Tempe Mirror
Model: TEMR
23.25W 0.75D 45H



Tempe Mirror, Square Corners
Model: TEMRA
23.25W 0.75D 45H

Product Features



Easy Hanging on Wall

Keyhole hanger allows for easy hanging on the wall.


















10 Year Warranty

We offer a 10 Year Performance Warranty on both construction and finish, so the product is guaranteed to stay looking like new for 10 years.

[Learn More >](#)

Product Finishes

Mirror Finish

					
Sugar Maple	Weathered Teak	Vintage Teak	Light Walnut	Patagonian Cherry	Medium Cherry
					
English Chestnut	Northern Walnut	American Walnut	Golden Ebony	Silver Ash	African Mahogany
					
Espresso	Natural Mahogany	Midnight Oak			

Product Environmental Certifications

