










Kwalu Features


Product Dimensions and Specs

Overall 15W 14D 23.5H
Wt. 30 lbs

Product Configurations

Terzo Collection	TZCTBLXXXX	
Table Style	 <p>A111 Large Table</p>	 <p>A211 Small Table</p>
Finish Options	 OPT#702 - Hanex® Nublado  OPT#705 - Corian® Linen  OPT#708 - Hanex® Marelinho	 OPT#703 - Hanex® Coldstone  OPT#706 - Hanex® Romano  OPT#710 - Krion® Asteroid White  OPT#711 - Krion® Snow White
Note	1" Thick Solid Surface Top	

Product Statement of Line Images




Terzo Cantilever Table, Large
Model: TZCTBLA111
19.25W 18D 25H



Terzo Cantilever Table, Small
Model: TZCTBLA211
15W 14D 23.5H

Product Features



Elliptical Edge Detail on Top

Table features a 1" solid surface top with elliptical edge detailing.



Corian®/ Hanex®/ Krion® Top

Corian®/ Hanex®/ Krion® tops, 1" elliptical edged, are available on all occasional tables in the collection.



Coordinates with Cantilever Nesting - Large Table

The larger taller table coordinates and allows the small table to nest beneath. These tables are sold separately.

[Learn more >](#)