

Kwalu Features

Kwalu Classic Solid Surface

- Kwalu's proprietary outer shell is a technologically advanced, robust solid surface polymer material (1/8" thick)
- Non-coated
- Offers a warm, pleasant, wood-like temperature to the touch

Moisture Impervious

- Our Kwalu material is smooth, non-porous, and liquid impervious

Proprietary Maintenance-Free Finish

- Chemical, impact, ink, and scratch resistant
- Will not chip or crack
- 100% free of short-lived catalytic lacquers, polyurethane varnishes, delicate wood veneers, and de-laminating HPL's
- Repairable with quick strokes of steel wool
- Look of wood's enduring beauty, without undertaking its costly setbacks

Easy to Clean

- Withstands rigorous cleaning regime
- 100% bleach cleanable
- Chemically resistant, entirely smooth, high-performance solid surface (1/8" thick)
- Provide long term cleanability
- Survives All EPA's Cleaning-Disinfectant Agents
- Survives Clorox's Healthcare Portfolio of Cleaning-Disinfectant Products

Patented Steel-Reinforced Joint Technology

- Patented inner steel-reinforced joint system holds frame together
- Eliminates costly and injury-prone construction failures
- No dowels or screws used to hold frame together

24/7 10-Year Performance Warranty on Kwalu-made Frames

- Kwalu's warranty is to term, not pro-rated
- Guaranteeing both the furniture construction and Kwalu finish
- For full details of warranty offered, including any bought-out items, please refer to the Terms and Conditions of Sale <https://www.kwalu.com/sales-terms-conditions/>
















Eco-friendly

- LEED credits available for "Material + Resources" and "Indoor Environmental Air Quality"
- Made in North America
- 99% recycled inner-steel framing and long-lasting polymers
- CARB Compliant

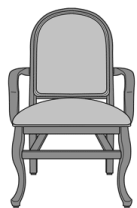
Product Dimensions and Specs

Overall	23.5W 24.5D 37H
Seat	20W 18D 19H
Arm	25H
Wt.	23 lbs
Wt. Capacity	350 lbs

Product Configurations

Tudor Collection		4XXXX	
Leg and Underframe Style			
	5	6	
	Victoria - Queen Anne Legs		Albert - Chippendale Leg
Arm Style			
	0	1	
	No Arms	"T" Arm Straight	
		2	
		Gooseneck	
		3	
		Waterfall	
		4	
		"T" Arm Classic	
Upholstery Style			
	1	2	
	Full With Cleanout	Show Frame with Cleanout	
		4	
		Full No Cleanout	
		5	
		Show Frame No Cleanout	
Back Style			
	1	2	
	Oval	Square	
		3	
		Reverse Camel	
		4	
		Camel	

Product Statement of Line Images



Tudor Victoria Stacking Chair,
Waterfall Arm, Showframe
with Cleanout, Oval Back
Model: 45321
23.5W 24.5D 37H
25AH

Product Features



Durable Finish

Kwalu's solid surface (1/8" thick) proprietary finish doesn't have any of the drawbacks of wood. The frames are moisture impervious, graffiti-resistant, easy to clean and maintenance-free.



Steel Reinforced

Our patented steel-reinforced joint system uses over 20 pieces of steel in most Kwalu chairs. Stop ongoing and costly furniture replacement.

[Learn More >](#)



Optional Arm Style

Available with no arms or choose from a variety of optional arm styles.



Optional Upholstery Style

Choose from two optional upholstery styles - Showframe or Fully Upholstered; with or without cleanout.



Optional Leg Style

Choose from 2 optional leg styles - Queen Anne or Chippendale.



Stacking Capability

Stacks three chairs high for easy storage.

Product Foam

Foam is compliant with CAL 117 and AB 2998

Product Glides

Metal Knock in Glide with Teflon Cap

Product Finishes

Frame Finish



Sugar Maple Weathered Teak Northern Oak Vintage Teak Patagonian Cherry Northern Walnut



Medium Cherry English Chestnut Light Walnut Silver Ash Golden Ebony African Mahogany



Espresso Natural Mahogany Midnight Oak Blackwood Premium Platinum Premium Soft Gold



Premium Pure Copper Premium Black

Product Environmental Certifications

