

## Kwalu Features

### Kwalu Classic Solid Surface

- Kwalu's proprietary outer shell is a technologically advanced, robust solid surface polymer material (1/8" thick)
- Non-coated
- Offers a warm, pleasant, wood-like temperature to the touch

### Moisture Impervious

- Our Kwalu material is smooth, non-porous, and liquid impervious

### Proprietary Maintenance-Free Finish

- Chemical, impact, ink, and scratch resistant
- Will not chip or crack
- 100% free of short-lived catalytic lacquers, polyurethane varnishes, delicate wood veneers, and de-laminating HPL's
- Repairable with quick strokes of steel wool
- Look of wood's enduring beauty, without undertaking its costly setbacks

### Easy to Clean

- Withstands rigorous cleaning regime
- 100% bleach cleanable
- Chemically resistant, entirely smooth, high-performance solid surface (1/8" thick)
- Provide long term cleanability
- Survives All EPA's Cleaning-Disinfectant Agents
- Survives Clorox's Healthcare Portfolio of Cleaning-Disinfectant Products

### Patented Steel-Reinforced Joint Technology

- Patented inner steel-reinforced joint system holds frame together
- Eliminates costly and injury-prone construction failures
- No dowels or screws used to hold frame together

### 24/7 10-Year Performance Warranty on Kwalu-made Frames

- Kwalu's warranty is to term, not pro-rated
- Guaranteeing both the furniture construction and Kwalu finish
- For full details of warranty offered, including any bought-out items, please refer to the Terms and Conditions of Sale <https://www.kwalu.com/sales-terms-conditions/>





### Eco-friendly

- LEED credits available for "Material + Resources" and "Indoor Environmental Air Quality"
- Made in North America
- 99% recycled inner-steel framing and long-lasting polymers
- CARB Compliant

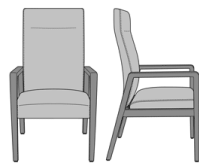
Product Dimensions and Specs

Overall	24W 27D 43H
Seat	20W 19D 19H
Arm	26H
Wt.	50 lbs
Wt. Capacity	350 lbs


Product Configurations

Valdina Collection	VDNFXX
Upholstery Style	<div> <b>1</b> Full Upholstery</div>
Back Height	<div><div> <b>1</b> Short Back</div><div> <b>2</b> Tall Back</div></div>
Arm Style (Optional)	<div> <b>UP</b> Upholstered Arm Panels</div>


Product Statement of Line Images




Valdina Flex - 24W Tall Back  
Model: VDNF12  
24W 27D 43H  
26AH




Valdina Flex - 24W Tall Back –  
Closed Arm  
Model: VDNF12UP  
24W 27D 43H  
26AH



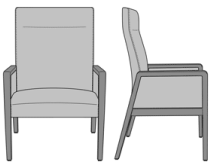
Valdina Wallsaver Patient  
Chair, Fixed Tall Back – 24”W  
Model: VLDFIXP11  
24W 27D 43H  
26AH



Valdina Wallsaver Patient  
Chair, Fixed Tall Back – 24”W,  
Upholstered Arm Panels  
Model: VLDFIXP11UP  
24W 27D 43H  
26AH



Valdina Wallsaver Patient  
Chair, Fixed Tall Back – 28”W  
Model: VLDFIXP12  
28W 27D 43H  
26AH



Valdina Wallsaver Patient  
Chair, Fixed Tall Back –  
28”Wc  
Model: VLDFIXP12UP  
28W 27D 43H  
26AH

## Product Features



### Flex Back

Frame enables a modest amount of flexibility in the back only; seat, arms and legs remain stationary.



### Wallsaver

Wallsaver back legs help keep walls in pristine condition.



### Steel Reinforced

Our patented steel-reinforced joint system uses over 20 pieces of steel in most Kwalu chairs. Stop ongoing and costly furniture replacement.

[Learn More >](#)



### Durable Finish

Kwalu's solid surface (1/8" thick) proprietary finish doesn't have any of the drawbacks of wood. The frames are moisture impervious, graffiti-resistant, easy to clean and maintenance-free.



### Visible Cleanout

Cleanout prevents buildup of debris and provides for easy maintenance.



### Back Cushion and Seat Cushion are Field Replaceable

Both the back cushion and the seat cushion can be replaced in the field.



### Optional Closed Arm Panels

Available with or without upholstered arm panels.



### Brake Under Load Casters

Optional Brake Under Load Casters lock when a person sits on the chair, and unlocks when they're not for easy movement of the chair.

## Product Foam

Foam is compliant with CAL 117 and AB 2998

## Product Glides

Metal Stem Screw in Glide with Black Nylon

Product Finishes

Frame Finish



Sugar Maple      Weathered Teak      Northern Oak      Vintage Teak      Patagonian Cherry      Northern Walnut



Medium Cherry      English Chestnut      Light Walnut      Silver Ash      Golden Ebony      African Mahogany



Espresso      Natural Mahogany      Midnight Oak      Blackwood      Premium Platinum      Premium Soft Gold



Premium Pure Copper      Premium Black

## Product Environmental Certifications

