

## Kwalu Features

### Kwalu Classic Solid Surface

- Kwalu's proprietary outer shell is a technologically advanced, robust solid surface polymer material (1/8" thick)
- Non-coated
- Offers a warm, pleasant, wood-like temperature to the touch

### Moisture Impervious

- Our Kwalu material is smooth, non-porous, and liquid impervious

### Proprietary Maintenance-Free Finish

- Chemical, impact, ink, and scratch resistant
- Will not chip or crack
- 100% free of short-lived catalytic lacquers, polyurethane varnishes, delicate wood veneers, and de-laminating HPL's
- Repairable with quick strokes of steel wool
- Look of wood's enduring beauty, without undertaking its costly setbacks

### Easy to Clean

- Withstands rigorous cleaning regime
- 100% bleach cleanable
- Chemically resistant, entirely smooth, high-performance solid surface (1/8" thick)
- Provide long term cleanability
- Survives All EPA's Cleaning-Disinfectant Agents
- Survives Clorox's Healthcare Portfolio of Cleaning-Disinfectant Products

### Patented Steel-Reinforced Joint Technology

- Patented inner steel-reinforced joint system holds frame together
- Eliminates costly and injury-prone construction failures
- No dowels or screws used to hold frame together

### 24/7 10-Year Performance Warranty on Kwalu-made Frames

- Kwalu's warranty is to term, not pro-rated
- Guaranteeing both the furniture construction and Kwalu finish
- For full details of warranty offered, including any bought-out items, please refer to the Terms and Conditions of Sale <https://www.kwalu.com/sales-terms-conditions/>





### Eco-friendly

- LEED credits available for "Material + Resources" and "Indoor Environmental Air Quality"
- Made in North America
- 99% recycled inner-steel framing and long-lasting polymers
- CARB Compliant

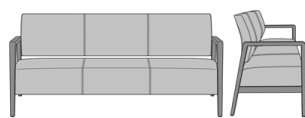
Product Dimensions and Specs

Overall	26W 26D 35H
Seat	22W 20D 19H
Arm	26H
Wt.	50 lbs
Wt. Capacity	350 lbs

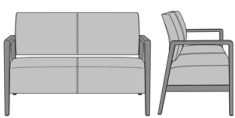
Product Configurations

Valdina Collection		VLDLNX	
Number of Seats			
	11 Lounge	21 Love Seat	31 Sofa
Arm Style (Optional)			
		UP Upholstered Arm Panels	


Product Statement of Line Images




Valdina Sofa  
Model: VLDLN31  
73.5W 26D 35H  
26AH



Valdina Loveseat  
Model: VLDLN21  
50.5W 26D 35H  
26AH



Valdina Lounge Chair  
Model: VLDLN11  
26W 26D 35H  
26AH




Valdina Lounge Chair,  
Upholstered Arm Panels  
Model: VLDLN11UP  
26W 26D 35H  
26AH

Product Features



Durable Finish

Kwalu's solid surface (1/8" thick) proprietary finish doesn't have any of the drawbacks of wood. The frames are moisture impervious, graffiti-resistant, easy to clean and maintenance-free.



Steel Reinforced

Our patented steel-reinforced joint system uses over 20 pieces of steel in most Kwalu chairs. Stop ongoing and costly furniture replacement.

[Learn More >](#)



Visible Cleanout

Cleanout prevents buildup of debris and provides for easy maintenance.



Number of Seats

Choose from 3 seat styles – lounge chair, love seat, and sofa.



Optional Closed Arm Panels

Available with or without upholstered arm panels.

Product Foam

Foam is compliant with CAL 117 and AB 2998

Product Glides

Metal Stem Screw in Glide with Black Nylon

Product Finishes

Leg Finished



Sugar Maple      Weathered Teak      Northern Oak      Vintage Teak      Patagonian Cherry      Northern Walnut



Medium Cherry      English Chestnut      Light Walnut      Silver Ash      Golden Ebony      African Mahogany



Espresso      Natural Mahogany      Midnight Oak      Blackwood      Premium Platinum      Premium Soft Gold



Premium Pure Copper      Premium Black

Product Environmental Certifications

