



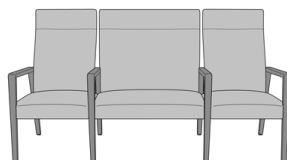
Valdina Multiple




Valdina Wallsaver Tandem
Bariatric, 2-Seater Gang
Left, Fixed Tall Back
Model: VLDFIXMTBP
56W 27D 43H
26AH



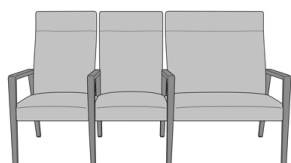
Valdina Wallsaver Tandem
Bariatric, 3-Seater Gang
Left, Fixed Tall Back
Model: VLDFIXMTBPP
78W 27D 43H
26AH



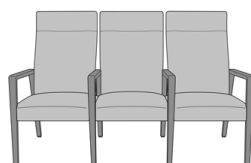
Valdina Wallsaver Tandem
Bariatric, 3-Seater Gang
Middle, Fixed Tall Back
Model: VLDFIXMTPBP
78W 27D 43H
26AH



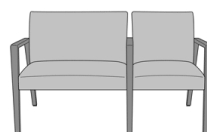
Valdina Wallsaver Tandem,
2-Seater Gang, Fixed Tall
Back
Model: VLDFIXMTPP
46W 27D 43H
26AH




Valdina Wallsaver Tandem
Bariatric, 3-Seater Gang
Right, Fixed Tall Back
Model: VLDFIXMTPPB
78W 27D 43H
26AH



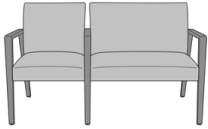
Valdina Wallsaver Tandem,
3-Seater Gang, Fixed Tall
Back
Model: VLDFIXMTPPP
68W 27D 43H
26AH



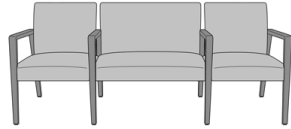
Valdina Wallsaver Tandem
Bariatric, 2-Seater Gang
Left, Fixed Short Back
Model: VLDFIXMTBG
56W 27D 35H
26AH




Valdina Wallsaver Tandem
Bariatric, 3-Seater Gang
Left, Fixed Short Back
Model: VLDFIXMTBGG
78W 27D 35H
26AH



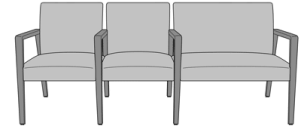
Valdina Wallsaver Tandem
Bariatric, 2-Seater Gang
Right, Fixed Short Back
Model: VLDFIXMTGB
56W 27D 35H
26AH



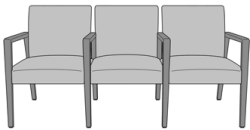
Valdina Wallsaver Tandem
Bariatric, 3-Seater Gang
Middle, Fixed Short Back
Model: VLDFIXMTGBG
78W 27D 35H
26AH



Valdina Wallsaver Tandem,
2-Seater Gang, Fixed Short
Back
Model: VLDFIXMTGG
46W 27D 35H
26AH



Valdina Wallsaver Tandem
Bariatric, 3-Seater Gang
Right, Fixed Short Back
Model: VLDFIXMTGGB
78W 27D 35H
26AH




Valdina Wallsaver Tandem,
3-Seater Gang, Fixed Short
Back
Model: VLDFIXMTGGG
68W 27D 35H
26AH

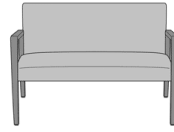
Valdina Bariatric



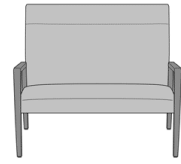
Valdina Wallsaver Bariatric
Chair, Fixed Short Back, 500
lb. Weight Capacity - 34\"W
Model: VLDFIXB34G
34W 27D 35H
26AH



Valdina Wallsaver Bariatric
Chair, Fixed Tall Back, 500
lb. Weight Capacity - 34\"W
Model: VLDFIXB34P
34W 27D 43H
26AH


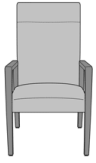


Valdina Wallsaver Bariatric
Chair, Fixed Short Back, 525
lb. Weight Capacity - 46\"W
Model: VLDFIXB46G
46W 27.5D 35H
26AH



Valdina Wallsaver Bariatric
Chair, Fixed Tall Back, 525
lb. Weight Capacity - 46\"W
Model: VLDFIXB46P
46W 27.5D 43H
26AH

Valdina Tall Back – Fixed



Valdina Wallsaver Patient
Chair, Fixed Tall Back –

24"W

Model: VLDFIXP11

24W 27D 43H

26AH

Valdina Wallsaver Patient
Chair, Fixed Tall Back –

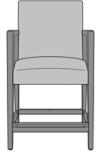
28"W

Model: VLDFIXP12

28W 27D 43H

26AH

Valdina Easy Access



Valdina Wallsaver Easy
Access Patient Chair, Fixed

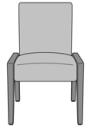
Back

Model: VLDFIXEA111

24W 28.25D 41.5H

32.5AH

Valdina Guest / Multi-Use



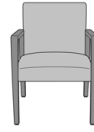
Valdina Flex - Short Back
Armless

Model: VDNFNA21G
21.75W 27D 35H



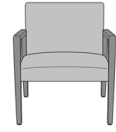
Valdina Flex - 24W Short
Back

Model: VDNF11
24W 27D 35H
26AH



Valdina Wallsaver Guest
Chair, Fixed Short Back -
24"W

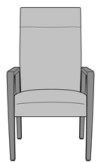
Model: VLDFIXG11
24W 27D 35H
26AH



Valdina Wallsaver Guest
Chair, Fixed Short Back -
28"W

Model: VLDFIXG12
28W 27D 35H
26AH

Valdina Patient



Valdina Flex - 24W Tall Back

Model: VDNF12

24W 27D 43H

26AH

Valdina Multiple



Valdina Center Linking Table
- 24"W
Model: VDNTBLB
24W 19.75D 1.5H



Valdina Corner Linking
Table, with Leg Support
Model: VDNTBLA
31.75W 31.75D 14H