




## Valdina Multiple




Valdina Wallsaver Tandem  
Bariatric, 2-Seater Gang  
Left, Fixed Tall Back  
Model: VLDFIXMTBP  
56W 27D 43H  
26AH



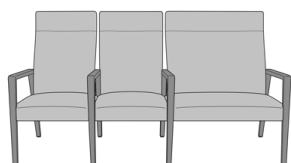
Valdina Wallsaver Tandem  
Bariatric, 3-Seater Gang  
Left, Fixed Tall Back  
Model: VLDFIXMTBPP  
78W 27D 43H  
26AH



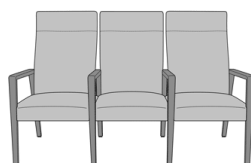
Valdina Wallsaver Tandem  
Bariatric, 3-Seater Gang  
Middle, Fixed Tall Back  
Model: VLDFIXMTPBP  
78W 27D 43H  
26AH



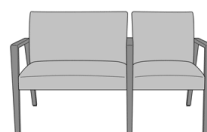
Valdina Wallsaver Tandem,  
2-Seater Gang, Fixed Tall  
Back  
Model: VLDFIXMTPP  
46W 27D 43H  
26AH




Valdina Wallsaver Tandem  
Bariatric, 3-Seater Gang  
Right, Fixed Tall Back  
Model: VLDFIXMTPPB  
78W 27D 43H  
26AH



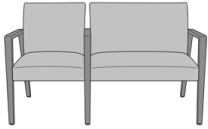
Valdina Wallsaver Tandem,  
3-Seater Gang, Fixed Tall  
Back  
Model: VLDFIXMTPPP  
68W 27D 43H  
26AH



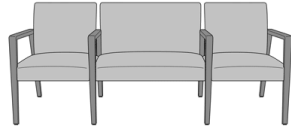
Valdina Wallsaver Tandem  
Bariatric, 2-Seater Gang  
Left, Fixed Short Back  
Model: VLDFIXMTBG  
56W 27D 35H  
26AH




Valdina Wallsaver Tandem  
Bariatric, 3-Seater Gang  
Left, Fixed Short Back  
Model: VLDFIXMTBGG  
78W 27D 35H  
26AH



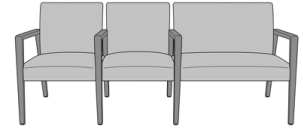
Valdina Wallsaver Tandem  
Bariatric, 2-Seater Gang  
Right, Fixed Short Back  
Model: VLDFIXMTGB  
56W 27D 35H  
26AH



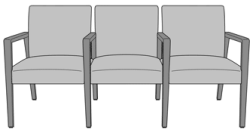
Valdina Wallsaver Tandem  
Bariatric, 3-Seater Gang  
Middle, Fixed Short Back  
Model: VLDFIXMTGBG  
78W 27D 35H  
26AH



Valdina Wallsaver Tandem,  
2-Seater Gang, Fixed Short  
Back  
Model: VLDFIXMTGG  
46W 27D 35H  
26AH



Valdina Wallsaver Tandem  
Bariatric, 3-Seater Gang  
Right, Fixed Short Back  
Model: VLDFIXMTGGB  
78W 27D 35H  
26AH




Valdina Wallsaver Tandem,  
3-Seater Gang, Fixed Short  
Back  
Model: VLDFIXMTGGG  
68W 27D 35H  
26AH

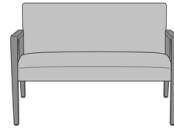
# Valdina Bariatric



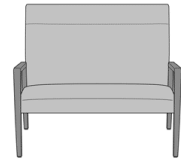
Valdina Wallsaver Bariatric  
Chair, Fixed Short Back, 500  
lb. Weight Capacity - 34"W  
Model: VLDFIXB34G  
34W 27D 35H  
26AH



Valdina Wallsaver Bariatric  
Chair, Fixed Tall Back, 500  
lb. Weight Capacity - 34"W  
Model: VLDFIXB34P  
34W 27D 43H  
26AH


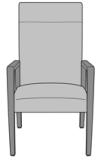


Valdina Wallsaver Bariatric  
Chair, Fixed Short Back, 525  
lb. Weight Capacity - 46"W  
Model: VLDFIXB46G  
46W 27.5D 35H  
26AH



Valdina Wallsaver Bariatric  
Chair, Fixed Tall Back, 525  
lb. Weight Capacity - 46"W  
Model: VLDFIXB46P  
46W 27.5D 43H  
26AH

# Valdina Tall Back – Fixed



Valdina Wallsaver Patient  
Chair, Fixed Tall Back –

24"W

Model: VLDFIXP11

24W 27D 43H

26AH

Valdina Wallsaver Patient  
Chair, Fixed Tall Back –

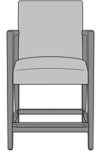
28"W

Model: VLDFIXP12

28W 27D 43H

26AH

# Valdina Easy Access



Valdina Wallsaver Easy  
Access Patient Chair, Fixed

Back

Model: VLDFIXEA111

24W 28.25D 41.5H

32.5AH

# Valdina Guest / Multi-Use



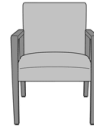
Valdina Flex - Short Back  
Armless

Model: VDNFNA21G  
21.75W 27D 35H



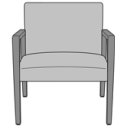
Valdina Flex - 24W Short  
Back

Model: VDNF11  
24W 27D 35H  
26AH



Valdina Wallsaver Guest  
Chair, Fixed Short Back -  
24\"W

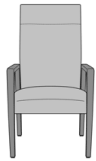
Model: VLDFIXG11  
24W 27D 35H  
26AH



Valdina Wallsaver Guest  
Chair, Fixed Short Back -  
28\"W

Model: VLDFIXG12  
28W 27D 35H  
26AH

# Valdina Patient



Valdina Flex - 24W Tall Back

Model: VDNF12

24W 27D 43H

26AH

# Valdina Multiple



Valdina Center Linking Table  
- 24"W  
Model: VDNTBLB  
24W 19.75D 1.5H



Valdina Corner Linking  
Table, with Leg Support  
Model: VDNTBLA  
31.75W 31.75D 14H