

## Kwalu Features

### Kwalu Classic Solid Surface

- Kwalu's proprietary outer shell is a technologically advanced, robust solid surface polymer material (1/8" thick)
- Non-coated
- Offers a warm, pleasant, wood-like temperature to the touch

### Moisture Impervious

- Our Kwalu material is smooth, non-porous, and liquid impervious

### Proprietary Maintenance-Free Finish

- Chemical, impact, ink, and scratch resistant
- Will not chip or crack
- 100% free of short-lived catalytic lacquers, polyurethane varnishes, delicate wood veneers, and de-laminating HPL's
- Repairable with quick strokes of steel wool
- Look of wood's enduring beauty, without undertaking its costly setbacks

### Easy to Clean

- Withstands rigorous cleaning regime
- 100% bleach cleanable
- Chemically resistant, entirely smooth, high-performance solid surface (1/8" thick)
- Provide long term cleanability
- Survives All EPA's Cleaning-Disinfectant Agents
- Survives Clorox's Healthcare Portfolio of Cleaning-Disinfectant Products

### Patented Steel-Reinforced Joint Technology

- Patented inner steel-reinforced joint system holds frame together
- Eliminates costly and injury-prone construction failures
- No dowels or screws used to hold frame together

### 24/7 10-Year Performance Warranty on Kwalu-made Frames

- Kwalu's warranty is to term, not pro-rated
- Guaranteeing both the furniture construction and Kwalu finish
- For full details of warranty offered, including any bought-out items, please refer to the Terms and Conditions of Sale <https://www.kwalu.com/sales-terms-conditions/>



### Eco-friendly

- LEED credits available for "Material + Resources" and "Indoor Environmental Air Quality"
- Made in North America
- 99% recycled inner-steel framing and long-lasting polymers
- CARB Compliant

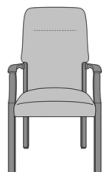
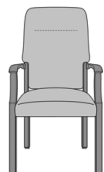
Product Dimensions and Specs

|              |               |
|--------------|---------------|
| Overall      | 23.5W 28D 40H |
| Seat         | 20W 19D 19.5H |
| Arm          | 26H           |
| Wt.          | 35 lbs        |
| Wt. Capacity | 350 lbs       |

Product Configurations

| Virginia Collection | 799X   |  |
|---------------------|--|--|
| Back Style          |  |  |
|                     | <b>11</b><br>With Cleanout   | <b>41</b><br>No Cleanout   |

## Product Statement of Line Images



Virginia Resident Chair, with  
Cleanout  
Model: 79911  
23.5W 28D 40H  
26AH

Virginia Resident Chair,  
without Cleanout  
Model: 79941  
23.5W 28D 40H  
26AH

## Product Features



### Durable Finish

Kwalu's solid surface (1/8" thick) proprietary finish doesn't have any of the drawbacks of wood. The frames are moisture impervious, graffiti-resistant, easy to clean and maintenance-free.



### Steel Reinforced

Our patented steel-reinforced joint system uses over 20 pieces of steel in most Kwalu chairs. Stop ongoing and costly furniture replacement.

[Learn More >](#)



### Visible Cleanout

Cleanout prevents buildup of debris and provides for easy maintenance.



### Lumbar Support

The ergonomic design of the chair supports the lower back.



### 10 Year Warranty

We offer a 10 Year Performance Warranty on both construction and finish, so the product is guaranteed to stay looking like new for 10 years.

[Learn More >](#)

## Product Foam

Foam is compliant with CAL 117 and AB 2998

## Product Glides

Metal Knock in Glide with Teflon Cap

Product Finishes

Frame Finish



Sugar Maple      Weathered Teak      Northern Oak      Vintage Teak      Patagonian Cherry      Northern Walnut



Medium Cherry      English Chestnut      Light Walnut      Silver Ash      Golden Ebony      African Mahogany



Espresso      Natural Mahogany      Midnight Oak      Blackwood      Premium Platinum      Premium Soft Gold



Premium Pure Copper      Premium Black

## Product Environmental Certifications

