

Winchester Shaker Table



kwalu®

Winchester Collection

Shaker Table

Reminiscent of a simpler time, shaker legs provide sophisticated elegance for any dining location.

Model: 30562

42W 42D 29.75H 28.5 CH



Features



Durable Finish

Protea™ Fusion features intricate grain patterns created through a micro-layered clear form. This durable finish is moisture-resistant, easy to clean, and requires no maintenance.



Optional Wheelchair Height

Table height can be adjusted to accommodate wheelchairs and is optional.




Optional Leg Style

Choose from a number of leg styles including Chippendale, Federal, Queen Anne, and Shaker.




Optional Apron Detail

A traditional design element, the apron adds visual depth beneath the tabletop. This feature is optional and available for customization.




Optional Inlay Styles

Add a decorative touch with your choice of inlay style. Nine distinct inlay options are available to personalize the table's surface. This feature is optional and available now.



Optional Insert Styles

Customize the look further with insert detailing. Choose from a variety of insert styles to enhance the tabletop design. This feature is optional and available now.



Optional Bullnose Edge Banding

Select your preferred edge profile with optional bullnose banding. Choose between a 3/4" or 3/8" thickness to suit your design preference. This feature is optional and available now.



10 Year Warranty

Backed by a 10-year Performance Warranty on construction and finish, ensuring long-lasting durability and appearance.

kwalu®

6160 Peachtree Dunwoody Rd. Building C, Atlanta, GA 30328
1-877-MY-KWALU [kwalu.com](https://www.kwalu.com)



TBLWNCT-SHF0425