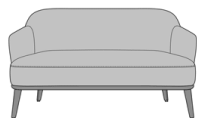


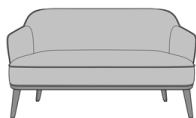
Product Dimensions and Specs

Overall	56W 28D 31H
Seat	48W 20.5D 19H
Arm	25H
Wt.	81 lbs
Wt. Capacity	500 lbs

Product Statement of Line Images



Monza Love Seat, without
Piping
Moasdfadel: MNZA210
56W 28D 31H
25AH



Monza Love Seat, with Piping
Moasdfadel: MNZA211
56W 28D 31H
25AH

Product Features




Durable Finish

Kwalu’s solid surface (1/8” thick) proprietary finish doesn’t have any of the drawbacks of wood. The frames are moisture impervious, graffiti-resistant, easy to clean and maintenance-free.



Steel Reinforced

Our patented steel-reinforced joint system uses over 20 pieces of steel in most Kwalu chairs. Stop ongoing and costly furniture replacement.



Concealed Cleanout

Concealed cleanout eliminates a debris build-up behind the seat cushion.



Optional Piping

Optional piping available on arms, back and seat only.



Number of Seats

Choose from 2 seat styles – lounge and love seat.

Product Foam

Foam is compliant with CAL 117 and AB 2998

Product Glides

Clear Plastic Butyl Screw in Glide

Product Finishes

Base Finish



Premium Black (Classic) Premium Pure Copper (Classic) Premium Soft Gold (Classic) Premium Platinum (Classic) Blackwood (Classic)

Product Environmental Certifications

