


Product Dimensions and Specs

Overall	23.5W 22.75D 37H
Seat	20.5W 18D 24H
Arm	30H
Wt.	37 lbs
Wt. Capacity	350 lbs

Product Statement of Line Images



Novara Counter Stool
Moasdfadel: NOVASTLC111
23.5W 22.75D 37H
30AH

Product Features



Durable Finish

Kwalu's solid surface (1/8" thick) proprietary finish doesn't have any of the drawbacks of wood. The frames are moisture impervious, graffiti-resistant, easy to clean and maintenance-free.



Contoured Seat Rails

Beveled seat rails enhance the look of the chair making it more elegant.



Steel Reinforced

Our patented steel-reinforced joint system uses over 20 pieces of steel in most Kwalu chairs. Stop ongoing and costly furniture replacement.



Back Cutout

Back Cutout prevents build-up of debris and provides for easy maintenance.



Bar and Counter Height

Counter and bar heights available.



10 Year Warranty

We offer a 10 Year Performance Warranty on both construction and finish, so the product is guaranteed to stay looking like new for 10 years.

Product Foam


Foam is compliant with CAL 117 and AB 2998

Product Glides

Metal Knock in Glide with Teflon Cap

Product Finishes


Frame Finish



Premium Black
(Classic)




Premium Pure
Copper (Classic)



Premium Soft
Gold (Classic)



Premium
Platinum (Classic)



Blackwood
(Classic)

Product Environmental Certifications

