



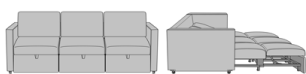
Product Dimensions and Specs

Overall	96W 38D 36H
Seat	85W 22D 19H
Arm	26H
Wt.	384 lbs
Wt. Capacity	750 lbs

Product Statement of Line Images



Carrara Pull-Out Sleeper, with
Fusion Seat Rail
Moasdfadel: CRPO3AA
96W 38D 36H
26AH 82.5Ext. Depth



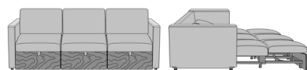
Carrara Pull-Out Sleeper, with
Upholstered Seat Rail
Moasdfadel: CRPO3AB
96W 38D 36H
26AH 82.5Ext. Depth



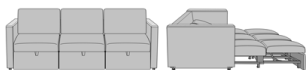
Carrara Pull-Out Sleeper, with
Kwalu Arm Cap, with Fusion
Seat Rail
Moasdfadel: CRPO3BA
96W 38D 36H
26AH 82.5Ext. Depth



Carrara Pull-Out Sleeper, with
Kwalu Arm Cap, with
Upholstered Seat Rail
Moasdfadel: CRPO3BB
96W 38D 36H
26AH 82.5Ext. Depth



Carrara Pull-Out Sleeper, with
Solid Surface Arm Cap, with
Fusion Seat Rail
Moasdfadel: CRPO3CA
96W 38D 36H
26AH 82.5Ext. Depth



Carrara Pull-Out Sleeper, with
Solid Surface Arm Cap, with
Upholstered Seat Rail
Moasdfadel: CRPO3CB
96W 38D 36H
26AH 82.5Ext. Depth

Product Features



Nightingale Award

Kwalu’s GetWell Patient Room was awarded a Nightingale Innovation Award for Surfacing Material.



Durable Finish

Kwalu’s proprietary finish doesn’t have any of the drawbacks of wood. The finish is moisture impervious, easy to clean and maintenance-free.



Front Panel

Choose from 2 front panel styles – Upholstered or Laminated.



Number of Seats

Choose from 3 seat styles – 1-seater, 2-seater, and 3-seater.



Mechanism

Advanced mechanism provides smooth and effortless functionality.



Optional Upholstered Arms

The chair is available with upholstered arms and this feature is optional.



Optional Corian®/Hanex®/Krion® Arm Caps

Formed and fitted solid surface arm caps are available and optional.

Product Foam


Foam is compliant with CAL 117 and AB 2998

Product Finishes


Arm Cap Finish




Wood Ash
(Fusion)




Midnight Oak
(Fusion)



Espresso
(Fusion)



Natural
Mahogany
(Fusion)



African
Mahogany
(Fusion)

Product Environmental Certifications

