

Kwalu Features

Kwalu Classic Solid Surface Legs

- Kwalu's proprietary outer shell is a technologically advanced, robust solid surface polymer material (1/8" thick)
- Non-coated
- Offers a warm, pleasant, wood-like temperature to the touch

Kwalu Fusion Arm Caps (if selected)

- Kwalu's proprietary polymer material
- Non-coated
- Routed edge seam

Moisture Impervious

- Our Kwalu material is smooth, non-porous, and liquid impervious

Proprietary Maintenance-Free Finish

- Chemical, impact, ink, and scratch resistant
- 100% free of short-lived catalytic lacquers, polyurethane varnishes, delicate wood veneers, and de-laminating HPL's
- Look of wood's enduring beauty, without undertaking its costly setbacks

Easy to Clean

- Withstands rigorous cleaning regime
- 100% bleach cleanable
- Provide long term cleanability
- Survives All EPA's Cleaning-Disinfectant Agents
- Survives Clorox's Healthcare Portfolio of Cleaning-Disinfectant Products

Patented Steel-Reinforced Joint Technology

- Patented inner steel-reinforced joint system holds frame together
- Eliminates costly and injury-prone construction failures
- No dowels or screws used to hold frame together

24/7 10-Year Performance Warranty on Kwalu-made Frames / Panels

- Kwalu's warranty is to term, not pro-rated
- Guaranteeing both the furniture construction and Kwalu finish
- For full details of warranty offered, including any bought-out items, please refer to the Terms and Conditions of Sale <https://www.kwalu.com/sales-terms-conditions/>

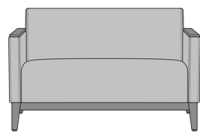
Eco-friendly

- LEED credits available for "Material + Resources" and "Indoor Environmental Air Quality"
- Made in North America
- 99% recycled inner-steel framing and long-lasting polymers
- CARB Compliant

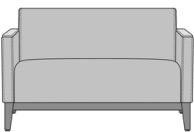
Product Dimensions and Specs

Overall	50.5W 29.5D 32.5H
Seat	43.5W 19D 18.5H
Arm	26H
Wt.	94 lbs
Wt. Capacity	500 lbs

Product Statement of Line Images



Livorno Love Seat, with Kwalu
Fusion Arm Caps, with
Exposed Seat Rails
Moasdfadel: LVO2B01
50.5W 29.5D 32.5H
26AH




Livorno Love Seat, with Solid
Surface Arm Caps, with
Exposed Seat Rails
Moasdfadel: LVO2C01
50.5W 29.5D 32.5H
26AH

Product Features



Durable Finish

Kwalu’s proprietary finish doesn’t have any of the drawbacks of wood. The finish is moisture impervious, easy to clean and maintenance-free.



Visible Cleanout

Cleanout is incorporated behind the seat cushion to prevent buildup of debris while providing a clean look.



Number of Seats

Choose from 3 seat styles – lounge chair, love seat and sofa.



Optional Corian®/Hanex®/Krion® Arm Caps

Formed and fitted solid surface arm caps are available and optional.

Product Foam

Foam is compliant with CAL 117 and AB 2998

Product Glides







Clear Plastic Butyl Screw in Glide

Product Finishes

Arm Finish


					
Premium Black (Protea™ Fusion)	Premium White (Protea™ Fusion)	Sand Ash (Protea™ Fusion)	Natural Maple (Protea™ Fusion)	Natural Ash (Protea™ Fusion)	Medium Oak (Protea™ Fusion)
					
Medium Ash (Protea™ Fusion)	Grey Ash (Protea™ Fusion)	Graphite Walnut (Protea™ Fusion)	Charcoal Oak (Protea™ Fusion)	Espresso (Fusion)	Silver Ash (Fusion)
					
Golden Ebony (Fusion)	Medium Cherry (Fusion)	Patagonian Cherry (Fusion)	Light Walnut (Fusion)	Weathered Teak (Fusion)	

Fusion

					
Sand Ash (Protea™)	Natural Maple (Protea™)	Natural Ash (Protea™)	Medium Oak (Protea™)	Medium Ash (Protea™)	Grey Ash (Protea™)



Graphite Walnut (Protea™) Charcoal Oak (Protea™) Premium White (Protea™) Premium Black (Classic) Premium Pure Copper (Classic) Premium Soft Gold (Classic)



Premium Platinum (Classic) Espresso (Protea™) Golden Ebony (Protea™) Silver Ash (Protea™) Light Walnut (Protea™) Medium Cherry (Protea™)



Patagonian Cherry (Protea™) Weathered Teak (Protea™)

Product Environmental Certifications

